

fi-Series Image Scanner

Safety Precautions

Thank you for purchasing this fi-Series Color Image Scanner.

This document contains the general information for safety that must be read before using this product (which includes the scanner, and all associated software and documents).

Read this document, Getting Started, and Operator's Guide thoroughly and take care to use this product correctly. Make sure that these are kept in a safe place so that they can be referred to whenever using this product.

June 2011

Use in High-Safety Applications

This product has been designed and manufactured on the assumption that it will be used in office, personal, domestic, regular industrial, and general-purpose applications.

It has not been designed and manufactured for use in applications (simply called "high-safety applications" from here on) that directly involve danger to life and health when a high degree of safety is required, for example, in the control of nuclear reactions at nuclear power facilities, automatic flight control of aircraft, air traffic control, operation control in mass-transport systems, medical equipment for sustaining life, and missile firing control in weapons systems, and when provisionally the safety in question is not ensured.






The user should use this product with adopting measures for ensuring safety in such high-safety applications. PFU LIMITED assumes no liability whatsoever for damages arising from use of this product by the user in high-safety applications, and for any claims or compensation for damages by the user or a third party.

Company names and product names in this document are trademarks or registered trademarks of the respective companies.

© PFU LIMITED 2011

Warning Indications Used in This Document



The following indications are used in this document to obviate any chance of accident or damage to you and/or this product.











Warning Indication	Description
 WARNING	This indication alerts operators to an operation that, if not strictly observed, may result in severe injury or death.
 CAUTION	This indication alerts operators to an operation that, if not strictly observed, may result in safety hazards to personnel or damage to the product.
	A TRIANGLE symbol indicates that special care and attention is required. The drawing inside the triangle shows the specific caution.
	A CIRCLE with a diagonal line inside shows actions which users should not perform. It may also have a drawing inside which shows the specific action that is not allowed.
	A white exclamation mark on black background show instructions users should follow. It may also include the drawing that shows the specific instruction.











For Safe Use

The following describes important warnings for using this product.
For the safe use of this product, make sure to follow the following descriptions. In the following warnings, "power cable" may refer to the AC cable connected to the AC adapter collectively.
















	<p>In any one of the following situations, immediately disconnect the power cable from the AC outlet. Not doing so may cause a fire or electric shock.</p> <ul style="list-style-type: none">● The scanner is damaged for any reason.● Smoke or heat coming from the scanner is detected.● Abnormal noise or smell is detected.● Foreign objects (water, liquids, small metal objects, etc.) get inside the scanner.● Other problems which indicate a scanner failure are detected. <p>Then, contact your FUJITSU scanner dealer or an authorized FUJITSU scanner service provider. For your safety, never attempt repairs by yourself.</p>
	<p>For your safety, do not take part or modify the scanner as there are high-voltage components inside the scanner. PFU assumes no liability to any damage caused by taking apart the scanner, as doing so is not covered under the warranty.</p>

	The area around the part to which this warning label is affixed can become very hot. To avoid burns, never touch around the area indicated by this label.
	Firmly insert the power cable into the AC outlet. Not doing so may cause a fire or electric shock.
	Use the scanner only at the indicated power voltage and current. Do not connect to multiple-power strips. Improper power voltage or current might cause a fire or electric shock.
	Use only power cables provided with the scanner. Do not use any extension cords. Not following these instructions may cause abnormal heat or a fire. Do not also use the power cable provided with the scanner for other devices, since this might cause problems such as an equipment failure, or an electric shock.
	<p>Do not install the scanner in the following locations which are subject to high temperature, humidity, less ventilation, or dust. If placed in an area subject to high temperature, the cover may become overheated and deformed, resulting in an electric leakage or fire. Use the scanner in a well-ventilated environment.</p> <ul style="list-style-type: none"> ● A place near heat-radiating devices such as stoves or electric heaters, or flammable items such as volatile inflammable materials or curtain. ● A place such as kitchen where oil smoke may be formed. ● A place such as a bathroom, shower room, or swimming pool where it may easily get wet. ● A place under direct sunlight, in a car under the scorching sun, or near heating apparatus where it may get hot.
	To avoid injuries, do not place the scanner in an area where small children may be able to reach.
	<p>Before moving the scanner, be sure to disconnect the power cable from the AC outlet, and all other interface cables. Make sure that the floor is free of any obstructions.</p> <p>Do not move the scanner with the power and interface cables connected as this can damage the cables, which can later cause a fire, electric shock as well as injuries.</p>
	Do not touch the power cable with wet hands. Doing so might cause an electric shock.
	When removing the power cable from the AC outlet, make sure to hold the power plug and not the cable. Pulling the power cable may damage it, which may cause a fire or electric shock.
	<p>Do not use a damaged power cable. Also, do not insert any cables or power plugs into loose sockets. Doing so may cause a fire or electric shock.</p> <p>Be careful of the following when handling the power cable:</p> <ul style="list-style-type: none"> ● Do not moisten, modify, tie, bundle, or wind the cable. ● Do not place heavy objects on the cable, trap the cable in a doorway, drop or damage the cable in any other way. ● Do not pull or forcibly bend or twist the cable. ● Do not place any metal near to the plug of the power cable. <p>If the power cable is damaged, contact your FUJITSU scanner dealer or an authorized FUJITSU scanner service provider.</p>

	Do not place heavy objects on the scanner or perform other work on top of the scanner. Doing so might cause injuries or an equipment failure.
	Do not use the scanner or AC adapter while covered with a blanket, etc. Doing so may raise the temperature inside and cause a fire.
	To avoid injuries, be careful not to get your accessories (e.g. ties, necklaces) or hair caught inside the scanner.
	Do not use the scanner while driving a car. Doing so may prevent you from driving carefully, which can cause an accident.
	Do not touch the heated section such as the bottom of the scanner or AC adapter for a long time. Doing so may cause a low-temperature burn on your skin.
	When the scanner is not going to be used for a long period of time, be sure to disconnect the power cable from the AC outlet. Not doing so may cause a fire or electric shock.
	Before you perform cleaning, you must turn off the scanner and disconnect the power cable from the AC outlet to avoid the risk of fire or electric shock.
	Do not use any aerosol sprays or alcohol based sprays to clean the scanner. Dust blown up by strong air from the spray may enter the inside of the scanner. This may cause the scanner to fail or malfunction. Sparks, caused by static electricity, generated when blowing off dust and dirt from the outside of the scanner may cause a fire.
	<p>Check the following items once a month:</p> <ul style="list-style-type: none"> ● The power cable is firmly inserted into the AC outlet. ● The power cable is not emitting abnormal heat, or the power cable is not rusted or bent. ● Dust is not accumulated on the power cable (especially the plug). If so, wipe off any dust with a soft, dry cloth. ● The power cable does not have any cracks or scratches. <p>If any abnormality is detected, contact your FUJITSU scanner dealer or an authorized FUJITSU scanner service provider.</p>
	If the power cable provided with the scanner has a grounding plug (3-pin), make sure to ground to avoid electric shock.

CAUTION

	When installing the scanner on a table, make sure that the table is flat and level. Place the scanner so that none of its parts extend beyond the edge of the table, otherwise it may fall or collapse and cause injuries.
	<p>Install the scanner away from strong magnetic fields and other sources of electronic noise. Protect the scanner against any static electricity and choose a static-free place to install the scanner.</p> <p>Static electricity can cause the scanner to malfunction.</p>

	If there is an electrical storm, be sure to disconnect the power cable from the AC outlet, and all other interface cables. Lightening can travel through wires and water pipes and damage the scanner, which may damage your property.
	Do not supply the power from the AC outlet where the devices requiring much power such as copying machines or paper shredders are connected.
	Do not block the ventilation ports. Blocking the ventilation ports generates heat inside of the scanner, which may result in a fire or scanner failure.
	Do not use the scanner immediately after moving it from a cold place into a warm room. Condensation may occur, which might lead to scanning errors. Let the scanner dry for one or two hours before you use it.
	When handling documents or a carrier sheet, be careful not to cut your fingers with them.
	Do not use a damaged carrier sheet because it may damage or cause the scanner to malfunction.
	When carrying the scanner outside while it is raining or snowing, pay special attention so the scanner does not get wet. If the scanner gets wet, wipe it or wait until it dries.
	If the scanner weighs over 18 kg, never carry it alone.
	When moving a Flatbed scanner, make sure to lock the transport lock in order to avoid any damage to the scanner.
	If the scanner uses an LED light source, the light source is not exposed in normal use. The amount of LED light leakage does not pose any risk of eye damage. Do not disassemble, repair, or customize the scanner. Direct exposure to the LED light source may cause problems with visual acuity.
	When cleaning a scanner with a pick spring (metal part) inside, make sure that the inside of the scanner is free of any foreign object, and be careful not to get your hand or the cloth caught on the pick spring (metal part) as a deformed pick spring (metal part) may cause injury.

Precautions

■ Liability Note

READ ALL OF THIS DOCUMENT, GETTING STARTED, AND OPERATOR'S GUIDE CAREFULLY BEFORE USING THIS SCANNER. IF THIS SCANNER IS NOT USED CORRECTLY, UNEXPECTED INJURY MAY BE CAUSED TO USERS OR BYSTANDERS.

Also, keep this document in a safe place so that it can be easily referred to during use of this scanner.

While all efforts have been made to ensure the accuracy of all information in this document, PFU assumes no liability to any party for any damage caused by errors or omissions or by statements of any kind in this document, its updates or supplements, whether such errors are omissions or statements resulting from negligence, accidents, or any other cause. PFU further assumes no liability arising from the application or use of any scanner or system described herein; nor any liability for incidental or consequential damages arising from the use of this document. PFU disclaims all warranties regarding the information contained herein, whether expressed, implied, or statutory.

■ Use of Mercury



If lamp(s) inside the scanner contain mercury, they must be recycled or disposed of according to local, state, or federal laws.

To avoid unexpected injuries caused by mercury:

- Do not put the substance contained in the lamp in your mouth as it has mercury.
- Do not breathe the chemical liquid contained in the scanner lamps.
- Do not incinerate, crush, or shred the lamps or scanner parts.

■ Warning Label

The scanner carries the warning label.

Do not remove the warning label from the scanner. Avoid staining the label, so that it is clearly visible.

Disclaimer of Liability

■ Reproducibility of the scanned image data

Confirm that the image data scanned with this product meets your requirements (for example, image reproducibility in size accuracy, fidelity, content, colors).

Make sure that there are no missing parts in the scanned image data before disposing of the original document used for scanning.

- Note that when there are sections marked with a highlight pen, the color of the marked section may not be accurately reproduced depending on the color and density, or may result in a different color tone from the original.

Regulatory Information

FCC Declaration

This equipment has been tested and found to comply with the limits for a Class B digital device, pursuant to Part 15 of the FCC Rules. These limits are designed to provide reasonable protection against harmful interference in a residential installation. This equipment generates, uses, and can radiate radio frequency energy and, if not installed and used in accordance with the instruction document, may cause harmful interference to radio communications.

However, there is no guarantee that interference will not occur in a particular installation. If this equipment does cause harmful interference to radio or television reception, which can be determined by turning the equipment off and on, the user is encouraged to try to correct the interference by one or more of the following measures:

- Reorient or relocate the receiving antenna.
- Increase the separation between the equipment and receiver.
- Connect the equipment into an outlet on a circuit different from that to which the receiver is located.
- Consult your dealer or an experienced radio/TV technician.

FCC warning: Changes or modifications not expressly approved by the party responsible for compliance could void the user's authority to operate the equipment.

NOTICE The use of a shielded interface cable is required to comply with the Class B limits of Part 15 of FCC rules. The length of the power cable must be 3 meters (10 feet) or less.

Canadian DOC Regulations

This digital apparatus does not exceed the Class B limit for radio noise emissions from digital apparatus set out in the Radio interference Regulations of the Canadian Department of Communications.

This Class B digital apparatus complies with Canadian ICES-003.

Le présent appareil numérique n'émet pas de parasites radioélectriques dépassant les limites applicables aux appareils numériques de la classe B et prescrites dans le Règlement sur le brouillage radioélectrique dictées par le Ministère des Communications du Canada.

Cet appareil numérique de la classe B est conforme à la norme NMB-003 du Canada.

Bescheinigung des Herstellers/Importeurs

Für den Scanner wird folgendes bescheinigt:

- In Übereinstimmung mit den Bestimmungen der EN45014(CE) funkentstört
- Maschinenlärminformationsverordnung 3. GPSGV: Der höchste Schalldruckpegel beträgt 70 dB (A) oder weniger, gemäß EN ISO 7779.

Dieses Gerät wurde nicht für die Benutzung in unmittelbarer Umgebung starker Lichtquellen (z. B. Projektoren) konzipiert.

For Users of Scanners with an LED Light Source

Safety Standards for LED Products

Class 1 LED Product

This product is classified as a Class 1 LED product, which conforms to IEC 60825-1, an international standard for laser products, and EN 60825-1, a standard adopted by CENELEC (Comité Européen de Normalisation Électrotechnique).

ENERGY STAR®

PFU Limited, a Fujitsu company, has determined that this product meets the ENERGY STAR® guidelines for energy efficiency. ENERGY STAR® is a registered trademark of the United States.



Maintenance

The user must not perform repairs on the scanner.

PFU assumes no liability to any damage caused by taking apart the scanner, as doing so is not covered under the warranty.

Contact your FUJITSU scanner dealer or an authorized FUJITSU scanner service provider to make repairs to the scanner.

Contact for Inquiries

Refer to the contact list on the last page of this document.

Notice

- Copying of the contents of this document in whole or in part and copying of the scanner application is prohibited under the copyright law.
- The contents of this document are subject to change without notice.