

COLORADO OFFICE OF THE STATE AUDITOR



SA

We Set the Standard for Good Government

ANNUAL REPORT: STATUS OF OUTSTANDING AUDIT RECOMMENDATIONS AS OF JUNE 30, 2016



OCTOBER 2016

INFORMATIONAL REPORT

THE MISSION OF THE OFFICE OF THE STATE AUDITOR
IS TO IMPROVE GOVERNMENT
FOR THE PEOPLE OF COLORADO

LEGISLATIVE AUDIT COMMITTEE

Representative Dan Nordberg – Chair	Representative Dianne Primavera – Vice-Chair
Senator Rollie Heath	Representative Tracy Kraft-Tharp
Senator Chris Holbert	Senator Tim Neville
Senator Cheri Jahn	Representative Lori Saine

OFFICE OF THE STATE AUDITOR

Dianne E. Ray	State Auditor
Matt Devlin	Deputy State Auditor
Jenny Page	Audit Manager
James Taurman	Team Leader
Madeline Beasley	Staff Auditors
Laura Bravo	
Jessica Holesinger	
James Stout	

AN ELECTRONIC VERSION OF THIS REPORT IS AVAILABLE AT
WWW.COLORADO.GOV/AUDITOR

A BOUND REPORT MAY BE OBTAINED BY CALLING THE
OFFICE OF THE STATE AUDITOR
303.869.2800

PLEASE REFER TO REPORT NUMBER 1667S WHEN REQUESTING THIS REPORT

REPORT HIGHLIGHTS



ANNUAL REPORT: STATUS OF OUTSTANDING AUDIT
RECOMMENDATIONS AS OF JUNE 30, 2016

NOVEMBER 2016
STATE OF COLORADO

CONCLUSION

From July 2010 through June 2015, the Office of the State Auditor (OSA) made 2,668 audit recommendations to state agencies and other audited organizations. Agencies generally agreed with our recommendations and usually implemented them in a timely manner. However, 116 (4 percent) of the recommendations made over the 5-year period have not been fully implemented and are still outstanding as of June 30, 2016. Further, 50 of the 116 outstanding recommendations (43 percent) are considered high priority due to their seriousness or because they have been outstanding for 3 years or more.

KEY FACTS

- For Fiscal Years 2011 through 2015 (July 2010 through June 2015), the OSA made a total of 2,668 financial, performance, and information technology (IT) audit recommendations to state agencies and other audited organizations.
- The agencies and organizations agreed to implement 99 percent of all audit recommendations in this 5-year period.
- Overall, as of June 30, 2016, state agencies and other audited organizations have implemented 96 percent of the recommendations that they agreed to implement.

FINANCIAL AUDIT RECOMMENDATIONS

- Financial audit reports contained 1,014 of the 2,668 recommendations (38 percent) made for Fiscal Years 2011 through 2015, and state agencies and other audited organizations agreed to implement 1,007 of them (99 percent).
- As of June 30, 2016, the agencies and organizations had not fully implemented 64 of the 1,007 financial audit recommendations (6 percent) that they had agreed to implement.
- Of the 64 outstanding financial audit recommendations, 39 (61 percent) are considered high priority due to their seriousness or because they have been outstanding for 3 years or more.
- The number of outstanding financial audit recommendations has decreased since June 30, 2015.

PERFORMANCE AND IT AUDIT RECOMMENDATIONS

- Performance and IT audit reports contained 1,654 of the 2,668 recommendations (62 percent) made in Fiscal Years 2011 through 2015, and state agencies and other audited organizations agreed to implement 1,634 of them (99 percent).
- As of June 30, 2016, the agencies and organizations had not fully implemented 52 of the 1,634 performance and IT audit recommendations (3 percent) that they had agreed to implement.
- Of the 52 outstanding performance and IT audit recommendations, 11 (21 percent) are considered high priority because they have been outstanding for 3 years or more.
- The number of outstanding performance and IT audit recommendations has increased since June 30, 2015.

BACKGROUND

- The OSA tracks the implementation status of all recommendations contained in audit reports presented to the Legislative Audit Committee.
- The purpose of this initiative is to hold state agencies and other audited organizations accountable for the audit recommendations that they have agreed to implement and to provide better information to policy makers and the public.
- Implementation status for recommendations that result from financial audits is determined by the OSA through follow-up audits.
- Implementation status for recommendations that result from performance audits and IT audits is based on self-reported data from the respective state agencies and other audited organizations.



ANNUAL REPORT

STATUS OF OUTSTANDING AUDIT RECOMMENDATIONS

As part of an initiative to hold state agencies and other audited organizations accountable for implementing audit recommendations that they have agreed to implement, and to provide better information to policy makers and the general public, the Office of the State Auditor (OSA) annually reports on the implementation status of recommendations from audit reports released by the Legislative Audit Committee over the past 5 Fiscal Years. Enclosed is a summary of the implementation status of all recommendations made by the OSA for Fiscal Years 2011 through 2015, that have not been fully implemented by state agencies and other audited organizations as of June 30, 2016.

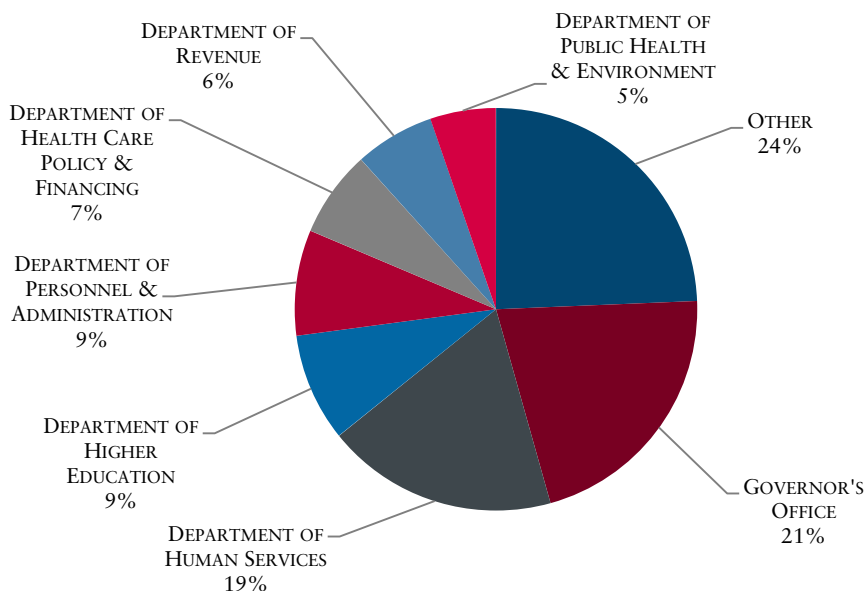
This report provides the following information:

- **FINANCIAL AUDIT RECOMMENDATIONS.** This report includes information on the financial audit recommendations that appeared in at least one annual audit report covering Fiscal Years 2011 through 2015 (from July 2010 through June 2015), and that state agencies and other audited organizations agreed to implement but had not fully implemented as of June 30, 2016. The implementation status for recommendations that result from financial audits is determined by the OSA through follow-up audits conducted by either OSA staff or contract auditors.
- **PERFORMANCE AND INFORMATION TECHNOLOGY (IT) AUDIT RECOMMENDATIONS.** This report includes information on the performance and IT audit recommendations made during Fiscal Years 2011 through 2015 (from July 2010 through June 2015), as well as the cash funds related recommendations covering Fiscal Years 2011 through 2015, that state agencies and other audited organizations agreed to implement but had not fully implemented as of June 30, 2016. The implementation status for recommendations that result from performance audits and IT audits is based on self-reported data from the respective state agencies and audited organizations.

SUMMARY INFORMATION

From July 2010 through June 2015, the OSA made a total of 2,668 audit recommendations to state agencies and other audited organizations. The OSA tracks a recommendation with multiple subparts as multiple recommendations. For example, a recommendation with three subparts is tracked as three recommendations. Additionally, if a recommendation is made to two agencies, the recommendation is tracked as two separate recommendations. The following chart shows the percentage of total audit recommendations by state agency, over the 5-year period.

OSA AUDIT RECOMMENDATIONS BY AGENCY/DEPARTMENT/ORGANIZATION JULY 2010 THROUGH JUNE 2015



SOURCE: Office of the State Auditor's audit recommendation database.

NOTE: "Other" includes the Departments of Agriculture, Corrections, Education, Labor & Employment, Law, Local Affairs, Military & Veterans Affairs, Natural Resources, Public Safety, Regulatory Agencies, State (Secretary of State), Transportation, and Treasury, as well as Connect for Health Colorado, Great Outdoors Colorado, the Judicial Branch, the Regional Transportation District, and the Statewide Internet Portal Authority. Each of these state agencies or organizations received less than 5 percent of the total audit recommendations made by the OSA during the 5-year period.

OVERVIEW OF AUDIT RESPONSES

At the completion of each audit, the OSA asks state agencies and other audited organizations to provide a written response to each audit recommendation, which specifies whether they agree, partially agree, or disagree to implement the recommendation and describes how and when they intend to implement the recommendation. If an audited agency or organization disagrees or partially agrees with an audit recommendation, it must provide an explanation of its disagreement. Agency and organizational responses are included in the audit report.

This report includes the implementation status of all audit recommendations that agencies and organizations have agreed or partially agreed to implement, which was 99 percent of all

recommendations made during the 5-year period, July 2010 through June 2015.

SUMMARY OF OUTSTANDING AUDIT RECOMMENDATIONS

Overall, as of June 30, 2016, state agencies and other audited organizations had implemented approximately 96 percent of the recommendations with which they originally agreed. The following table compares the number of outstanding audit recommendations for each state agency and other audited organization as of June 30, 2016, and June 30, 2015, as reported in our 2015 *Annual Report: Status of Outstanding Recommendations* (2015 *Annual Report*).

**TOTAL NUMBER OF OUTSTANDING AUDIT RECOMMENDATIONS THAT
AGENCIES/DEPARTMENTS/ORGANIZATIONS AGREED TO IMPLEMENT
AS OF JUNE 30, 2015, AND JUNE 30, 2016**

	2015			2016		
	FINANCIAL RECS	PERFORMANCE/IT RECS	TOTAL	FINANCIAL RECS	PERFORMANCE/IT RECS	TOTAL
AGRICULTURE	5	3	8	5	3	8
State Fair	1		1	2		2 ▲
All Other	4	3	7	3	3	6
CORRECTIONS		4	4		13	13 ▲
EDUCATION			0			0
GOVERNOR'S OFFICE	17	2	19	17	11	28 ▲
Colorado Energy Office			0			0
Colorado Tourism Office			0			0
Governor's Office of Information Technology	16	2	18	11	11	22 ▲
Office of Information Security			0			0
All Other	1		1	6		6 ▲
HEALTH CARE POLICY AND FINANCING	8	0	8	10	1	11 ▲
HIGHER EDUCATION	11	0	11	6	1	7
Adams State University			0			0
Auraria Higher Education Center			0			0
College Assist (Colorado Student Loan Pgm)	0		0	1		1 ▲
CollegeInvest			0			0
Colorado Community College System	6		6	1		1
Colorado Mesa University			0			0
Colorado School of Mines			0			0
Colorado State University System	2		2	2		2
Department of Higher Education			0			0
Fort Lewis College			0			0
History Colorado	1	0	1	0	1	1
Metropolitan State University of Denver	2		2	1		1
University of Colorado System	0		0	1		1 ▲
University of Northern Colorado			0			0
Western State Colorado University			0			0
HUMAN SERVICES	17	2	19	10	0	10
JUDICIAL BRANCH		4	4		5	5 ▲
LABOR AND EMPLOYMENT	2	3	5	2	2	4
LAW		0	0		1	1 ▲
LOCAL AFFAIRS			0			0
MILITARY AND VETERANS AFFAIRS			0			0
NATURAL RESOURCES	3	4	7	0	3	3
PERSONNEL & ADMINISTRATION	6	4	10	12	6	18 ▲
PUBLIC HEALTH AND ENVIRONMENT		4	4		5	5 ▲
PUBLIC SAFETY			0			0
REGULATORY AGENCIES		1	1		0	0
REVENUE	1	1	2	0	1	1
Colorado Lottery			0			0
Department of Revenue	1	1	2	0	1	1
SECRETARY OF STATE	3		3	2		2
TRANSPORTATION	2		2	0		0
TREASURY			0			0
CONNECT FOR HEALTH COLORADO			0			0
GREAT OUTDOORS COLORADO			0			0
PINNACOL ASSURANCE			0			0
PUBLIC EMPLOYEES' RETIREMENT ASSOC.			0			0
REGIONAL TRANSPORTATION DISTRICT			0			0
STATEWIDE INTERNET PORTAL AUTH.			0			0
TOTAL	75	32	107	64	52	116 ▲

SOURCE: Office of the State Auditor's audit recommendation database.

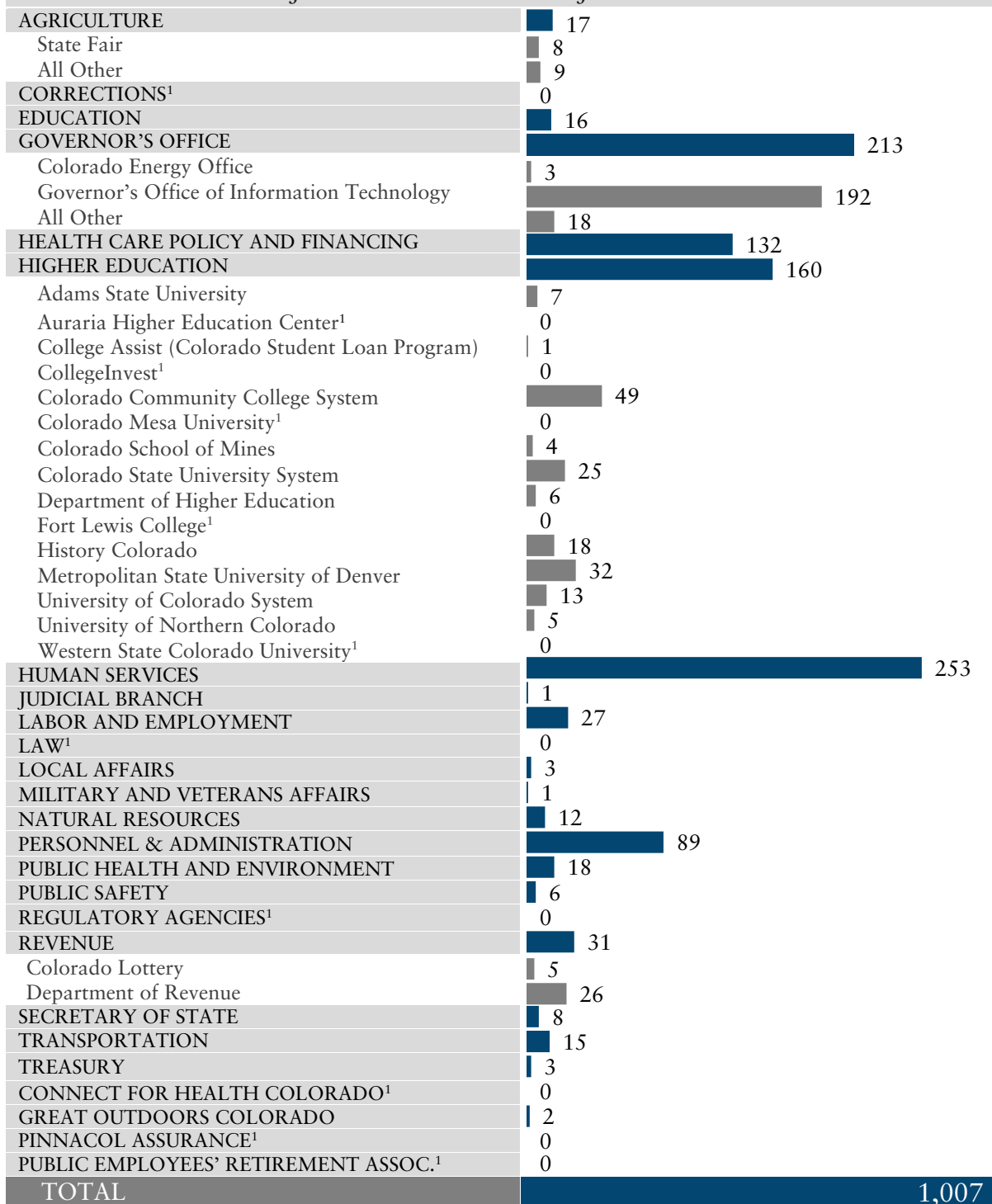
NOTE: ▲ indicates that the number of outstanding audit recommendations increased in 2016 compared to 2015.

The following sections provide specific information on financial audit recommendations and performance and IT audit recommendations.

FINANCIAL AUDIT RECOMMENDATIONS

Of the 2,668 recommendations made by the OSA from July 2010 through June 2015, there were 1,014 (38 percent) from financial audits, including the Statewide Single Audit Report and separate standalone audit reports. State agencies and other audited organizations agreed to implement 1,007 of these 1,014 financial audit recommendations (99 percent), which are shown in the following table.

**TOTAL NUMBER OF FINANCIAL AUDIT RECOMMENDATIONS THAT
AGENCIES/DEPARTMENTS/ORGANIZATIONS AGREED TO IMPLEMENT
JULY 2010 THROUGH JUNE 2015**



SOURCE: Office of the State Auditor's audit recommendation database.

¹ These departments and institutions of higher education did not have any financial audit recommendations during the 5-year period.

Based on the OSA’s annual follow-up audit process, 64 of the 1,007 financial audit recommendations that agencies and other audited organizations agreed to implement (6 percent) were still outstanding as of June 30, 2016. By comparison, in our 2015 *Annual Report* there were 75 outstanding financial audit recommendations (6 percent).

The OSA classifies all financial audit recommendations by the severity of the problem identified in the audit. Of the 64 outstanding financial audit recommendations as of June 30, 2016, there were 17 classified as a “material weakness” in the agencies’ internal controls, 37 were a “significant deficiency,” eight were a “deficiency in internal control,” and the remaining two were not classified or not an internal control issue. In financial audits, these terms are defined as follows:

MATERIAL WEAKNESS

This is the most serious level of internal control weakness and a deficiency that could result in a material misstatement of the financial statements or material noncompliance with a federal program requirement if not corrected.

SIGNIFICANT DEFICIENCY

This is less severe than a “material weakness,” but is still a high level internal control weakness and warrants attention by management.

DEFICIENCY IN INTERNAL CONTROL

This is the least serious level of internal control weakness and exists when the design or operation of a control does not allow management or employees to prevent, detect, or correct misstatements or federal program noncompliance.

NOT CLASSIFIED - NOT AN INTERNAL CONTROL ISSUE

These are recommendations not classified in one of the above three categories because they are not related to an internal control issue.

The following table compares the total number of financial audit recommendations that were outstanding for each state agency and other audited organization, by severity level classification, as of June 30, 2015, and June 30, 2016, respectively.

**COMPARISON OF SEVERITY LEVELS OF
OUTSTANDING FINANCIAL AUDIT RECOMMENDATIONS
AS OF JUNE 30, 2015, AND JUNE 30, 2016**

	MATERIAL WEAKNESS		SIGNIFICANT DEFICIENCY		DEFICIENCY IN INTERNAL CONTROL		NOT CLASSIFIED		TOTAL	
	2015	2016	2015	2016	2015	2016	2015	2016	2015	2016
AGRICULTURE	4	4					1	1	5	5
Department of Agriculture	4	3							4	3
State Fair	0	1					1	1	1	2 ▲
GOVERNOR'S OFFICE	0	3	15	9	2	5			17	17
Governor's Office of Information Technology			14	6	2	5			16	11
All Other	0	3	1	3					1	6 ▲
HEALTH CARE POLICY AND FINANCING	1	1	6	8	1	1			8	10 ▲
HIGHER EDUCATION	2	2	9	4					11	6
College Assist			0	1					0	1 ▲
Colorado Community College System			6	1					6	1
Colorado State University System	2	2							2	2
History Colorado			1	0					1	0
Metropolitan State University of Denver			2	1					2	1
University of Colorado System			0	1					0	1 ▲
HUMAN SERVICES	2	2	4	6	11	2			17	10
LABOR AND EMPLOYMENT			2	2					2	2
NATURAL RESOURCES					3	0			3	0
PERSONNEL & ADMINISTRATION	0	5	6	6			0	1	6	12 ▲
REVENUE			1	0					1	0
SECRETARY OF STATE			3	1	0	1			3	2
TRANSPORTATION			2	0					2	0
TOTAL	9	17	48	36	17	9	1	2	75	64

SOURCE: Office of the State Auditor's audit recommendation database.

NOTE: ▲ indicates that the number of outstanding audit recommendations increased in 2016 compared to 2015.

Of the 64 outstanding financial audit recommendations, 39 (61 percent) are considered high priority due to the seriousness of the problems identified and/or the length of time that they have been outstanding. This includes 17 material weaknesses, 21 significant deficiencies that have been outstanding for 3 years or more, and one not classified recommendation that has been outstanding for 5 years or more. Throughout this report, the outstanding recommendations that are considered high priority are highlighted in orange.

HIGH PRIORITY OUTSTANDING FINANCIAL AUDIT RECOMMENDATIONS

The OSA considers a financial recommendation to be high priority if it is past its original implementation date and (1) a “material weakness,” (2) a “significant deficiency” that has been outstanding for 3 years or more, or (3) a “not classified” recommendation that has been outstanding for 5 years or more.

The following table summarizes the outstanding financial audit recommendations that are considered high priority, by state agency, as of June 30, 2016.

HIGH PRIORITY FINANCIAL AUDIT RECOMMENDATIONS OUTSTANDING AS OF JUNE 30, 2016			
	MATERIAL WEAKNESS	SIGNIFICANT DEFICIENCY ¹	NOT CLASSIFIED ²
AGRICULTURE			
Department of Agriculture	3	0	0
State Fair	1	0	1
GOVERNOR’S OFFICE			
Governor’s Office Of Information Technology	0	3	0
All Other	3	0	0
HEALTH CARE POLICY AND FINANCING	1	7	0
HIGHER EDUCATION			
Colorado State University System	2	0	0
HUMAN SERVICES	2	6	0
PERSONNEL & ADMINISTRATION	5	5	0
TOTAL	17	21	1

SOURCE: Office of the State Auditor’s audit recommendation database.
¹ Each significant deficiency recommendation in the table has been outstanding for 3 years or more.
² The not classified recommendation in the table has been outstanding for 5 years or more.

The following table compares the total number of outstanding financial audit recommendations that are considered high priority, by state agency, as of June 30, 2015, and June 30, 2016, respectively.

COMPARISON OF OUTSTANDING HIGH PRIORITY FINANCIAL AUDIT RECOMMENDATIONS AS OF JUNE 30, 2015, AND JUNE 30, 2016			
AGENCY/DEPARTMENT	TOTAL RECS JULY 2010 THROUGH JUNE 2015	OUTSTANDING HIGH PRIORITY RECS AS OF JUNE 30, 2015	OUTSTANDING HIGH PRIORITY RECS AS OF JUNE 30, 2016
AGRICULTURE	17	5	5
GOVERNOR'S OFFICE	213	12	6
HEALTH CARE POLICY AND FINANCING	134	2	8 ▲
HIGHER EDUCATION	160	2	2
HUMAN SERVICES	257	2	8 ▲
PERSONNEL & ADMINISTRATION	89	5	10 ▲
REVENUE	31	1	0
TOTAL	901	29	39 ▲

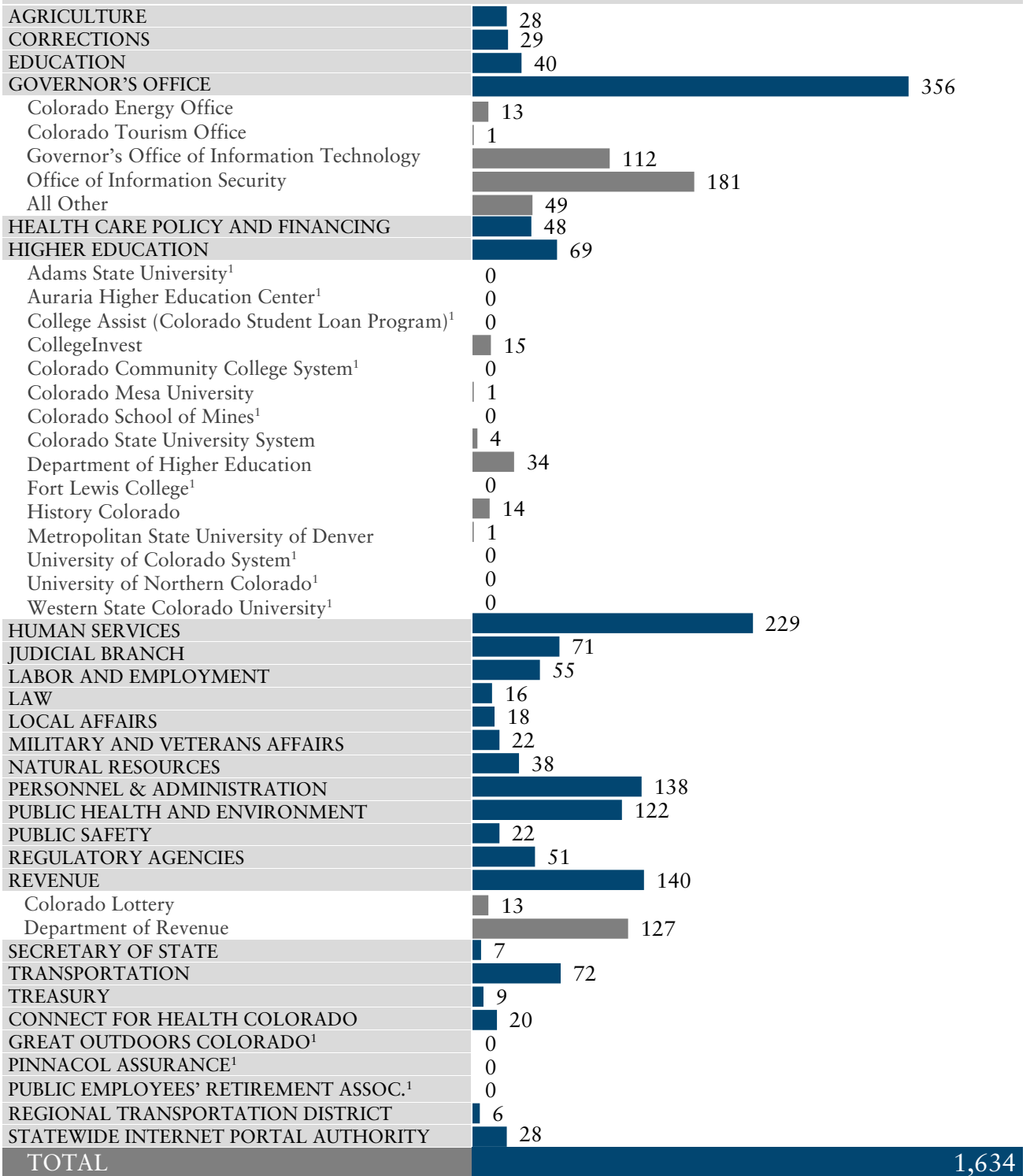
SOURCE: Office of the State Auditor's audit recommendation database.
NOTE: ▲ indicates that the number of outstanding high priority audit recommendations increased in 2016 compared to 2015.

The appendices of this report provide additional information on the outstanding financial audit recommendations that are considered high priority.

PERFORMANCE AND IT AUDIT RECOMMENDATIONS

Of the 2,668 recommendations made by the OSA from July 2010 through June 2015, there were 1,654 (62 percent) recommendations from performance or IT audits. State agencies and other audited organizations agreed to implement 1,634 of the 1,654 recommendations (99 percent), which are shown in the following table.

TOTAL NUMBER OF PERFORMANCE AND IT AUDIT RECOMMENDATIONS THAT AGENCIES/DEPARTMENTS/ORGANIZATIONS AGREED TO IMPLEMENT JULY 2010 THROUGH JUNE 2015



SOURCE: Office of the State Auditor's audit recommendation database.

¹ These agencies, departments, institutions of higher education, and other audited organizations did not have any performance or IT audit recommendations during the 5-year period.

Based on self-reported data from state agencies and other audited organizations, 52 of the 1,634 performance and IT audit recommendations that the agencies and organizations agreed to implement (3 percent) were outstanding as of June 30, 2016. By comparison, in our 2015 *Annual Report*, there were 32 outstanding performance and IT audit recommendations (2 percent).

Of the 52 outstanding performance and IT audit recommendations, 11 (21 percent) are considered high priority because they are from reports that were released 3 years ago or more. Throughout this report, the outstanding recommendations that are considered high priority are highlighted in orange.

HIGH PRIORITY OUTSTANDING PERFORMANCE AND IT AUDIT RECOMMENDATIONS

The OSA considers a performance or IT recommendation high priority if it is from a report that was released 3 years ago or more.

The following table shows the outstanding performance and IT audit recommendations that are considered high priority, by state agency, as of June 30, 2015, and June 30, 2016, respectively.

COMPARISON OF OUTSTANDING HIGH PRIORITY PERFORMANCE AND IT AUDIT RECOMMENDATIONS AS OF JUNE 30, 2015, AND JUNE 30, 2016			
AGENCY/DEPARTMENT	TOTAL RECS JULY 2010 THROUGH JUNE 2015	OUTSTANDING HIGH PRIORITY RECS AS OF JUNE 30, 2015	OUTSTANDING HIGH PRIORITY RECS AS OF JUNE 30, 2016
AGRICULTURE	28	2	2
GOVERNOR'S OFFICE	356	2	1
LABOR AND EMPLOYMENT	55	3	2
NATURAL RESOURCES	38	1	0
PERSONNEL & ADMINISTRATION	138	3	4 ▲
PUBLIC HEALTH AND ENVIRONMENT	122	0	1 ▲
REVENUE	140	1	1
TOTAL	877	12	11

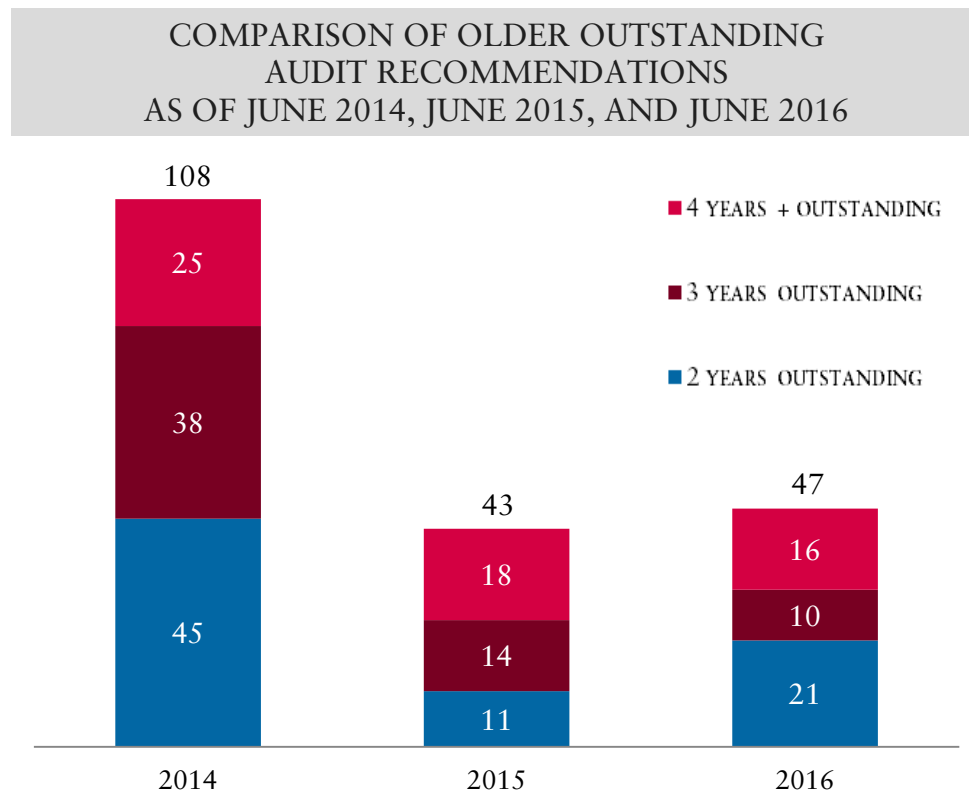
SOURCE: Office of the State Auditor's audit recommendation database.
NOTE: ▲ indicates that the number of outstanding high priority audit recommendations increased in 2016 compared to 2015.

The appendices of this report provide additional information on the outstanding performance and IT audit recommendations that are considered high priority.

OVERALL CONCLUSIONS

When considering the number of recommendations that the OSA made to state agencies and other audited organizations over the 5-year period, the summary information in this report shows that they generally agree with our recommendations and usually implement them in a timely manner.

Further, the number of older audit recommendations that have been outstanding 2 years or more has decreased overall compared to our 2014 *Annual Report*. The chart below compares the older outstanding recommendations, as reported in our 2014 *Annual Report*, 2015 *Annual Report*, and this 2016 report.



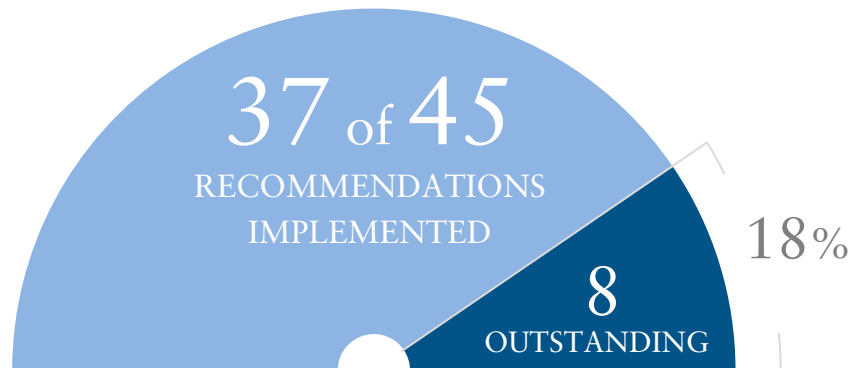
SOURCE: Office of the State Auditor's audit recommendation database.

Although auditees have made progress in implementing outstanding recommendations over the past year, approximately 4 percent of recommendations covering the period July 2010 through June 2015 have not been fully implemented and remain outstanding. This report

provides the General Assembly with information on the recommendations that have not been fully implemented, and are considered high priority, so policy makers have the oversight tools needed to hold state agencies and other audited organizations accountable.



DEPARTMENT OF AGRICULTURE



From July 1, 2010, through June 30, 2015, the Department of Agriculture (Department) agreed or partially agreed to implement 45 audit recommendations—17 were from financial audits and 28 were from performance and/or information technology (IT) audits. As of June 30, 2016, a total of eight of the 45 recommendations are still outstanding, and seven of the outstanding recommendations are considered high priority.

FINANCIAL RECOMMENDATIONS OUTSTANDING



As of June 30, 2016, the OSA's follow-up audit process determined that five of the 17 financial audit recommendations that the Department agreed to implement are still outstanding. In our 2015 *Annual Report: Status of Outstanding Audit Recommendations (2015 Annual Report)*, the Department also had five outstanding financial audit recommendations.

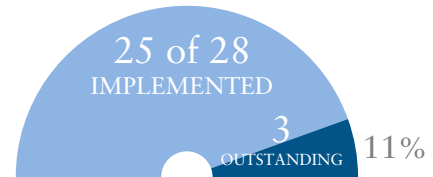
The following table summarizes the outstanding financial audit recommendations by the level of deficiency, topic area, and number of months since the Department's original implementation dates. All of

the outstanding financial recommendations are considered high priority and highlighted in orange.

DEPARTMENT OF AGRICULTURE FINANCIAL AUDIT RECOMMENDATIONS OUTSTANDING AS OF JUNE 30, 2016								
AUDIT	REC. NO.	FIRST FY REC. MADE	CURRENT DEFICIENCY LEVEL	TOPIC AREA	IMPLEMENTATION STATUS	ORIGINAL IMPLEMENTATION DATE	CURRENT IMPLEMENTATION DATE	DELAY (MONTHS)
Statewide Single Audit, Fiscal Year Ended June 30, 2015	2015-001A	2015	Material Weakness	Accounting Controls	Deferred Implementation ¹	7/31/2016	7/31/2016	0
	2015-001B	2014	Material Weakness	Accounting Controls	Not Implemented	5/31/2015	7/31/2016	14
	2015-001C	2014	Material Weakness	Accounting Controls	Not Implemented	6/30/2015	7/31/2016	13
Colorado State Fair Authority, Financial and Compliance Audit, Fiscal Years Ended June 30, 2015 and 2014	2	2015	Material Weakness	State Fair Accounting Controls	Partially Implemented	1/31/2016	8/31/2016	7
	1	2002	Not Classified- Not an Internal Control Issue	State Fair Operations	Partially Implemented	10/31/2003	11/30/2016	157

SOURCE: Office of the State Auditor’s audit recommendation database.
¹ The Implementation Status of this recommendation is deferred and has not been determined by the OSA because the Department of Agriculture provided an original implementation date of July 2016, which exceeds the OSA’s June 30, 2016 final evaluation date.

PERFORMANCE AND/OR IT RECOMMENDATIONS OUTSTANDING



As of June 30, 2016, the Department reports that three of the 28 performance and/or IT audit recommendations that it agreed to implement are still outstanding. In our 2015 *Annual Report*, the Department also had three outstanding performance and/or IT audit recommendations.

The following table provides information on the Department’s outstanding performance and/or IT recommendations, including the number of months since the Department’s original implementation dates. Two of the outstanding performance and/or IT recommendations are considered high priority and highlighted in orange.

DEPARTMENT OF AGRICULTURE
PERFORMANCE AND IT AUDIT RECOMMENDATIONS OUTSTANDING
AS OF JUNE 30, 2016

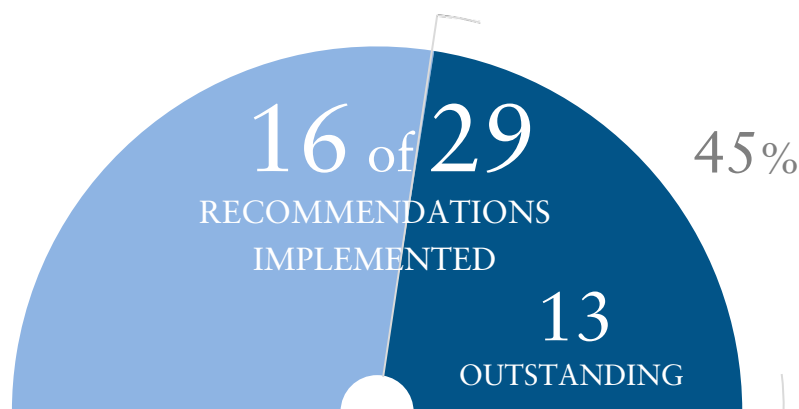
AUDIT	REC. NO.	TOPIC AREA	IMPLEMENTATION STATUS ¹	ORIGINAL IMPLEMENTATION DATE	CURRENT IMPLEMENTATION DATE	DELAY (MONTHS)
Anhydrous Ammonia Program, Inspection and Consumer Services Division, Performance Audit, July 2010	3D	Program Administration	Partially Implemented	7/31/2012	6/30/2017	59
	7A	IT - Information System Analysis, Conversion, Migration, and Implementation	Partially Implemented	7/31/2012	6/30/2017	59
Cash Funds Uncommitted Reserves, Fiscal Year Ended June 30, 2015, Performance Audit	2A	Agricultural Products Inspection Fund	Not Implemented	8/31/2016	8/31/2017	12

SOURCE: Office of the State Auditor's audit recommendation database.

¹ Implementation status is self-reported by the Department and not audited by the OSA.



DEPARTMENT OF CORRECTIONS



From July 1, 2010, through June 30, 2015, the Department of Corrections (Department) agreed or partially agreed to implement 29 audit recommendations—all were from performance and/or information technology (IT) audits.

As of June 30, 2016, the Department reports that 13 of the 29 recommendations are still outstanding. None of the outstanding recommendations are considered high priority. In our 2015 *Annual Report: Status of Outstanding Audit Recommendations*, the Department had four outstanding performance and/or IT audit recommendations.

The following table provides information on the Department's outstanding performance and/or IT recommendations, including the number of months since the Department's original implementation dates.

**DEPARTMENT OF CORRECTIONS
PERFORMANCE AND IT AUDIT RECOMMENDATIONS OUTSTANDING
AS OF JUNE 30, 2016**

AUDIT	REC. NO.	TOPIC AREA	IMPLEMENTATION STATUS ¹	ORIGINAL IMPLEMENTATION DATE	CURRENT IMPLEMENTATION DATE	DELAY (MONTHS)
Colorado Correctional Industries, Performance Audit, January 2015	1B	Program Oversight	Partially Implemented	12/31/2015	10/31/2016	10
	1C	Program Administration	Partially Implemented	12/31/2015	12/31/2016	12
	1D	Program Administration	Partially Implemented	12/31/2015	12/31/2016	12
	2A	Other Compliance Issues	Partially Implemented	12/31/2015	10/31/2016	10
	3A	Reporting	Partially Implemented	07/31/2016	12/31/2017	17
	6A	Service Delivery & Outcomes	Partially Implemented	07/31/2015	10/31/2016	15
	6B	Program Oversight	Partially Implemented	07/31/2016	10/31/2016	3
	6C	Program Oversight	Not Implemented	07/31/2015	12/31/2017	29
	8B	Other Compliance Issues	Partially Implemented	12/31/2016	8/31/2017	8
Victim's Restitution, Performance Audit, Judicial Department and Department of Corrections, April 2014	1	Statutory Compliance	Partially Implemented	7/31/2015	1/31/2017	18
	2	Statutory Compliance	Partially Implemented	7/31/2015	1/31/2017	18
	3	Statutory Compliance	Partially Implemented	7/31/2015	1/31/2017	18
	6	Information Systems	Partially Implemented	7/31/2015	1/31/2017	18

SOURCE: Office of the State Auditor's audit recommendation database.
¹ Implementation status is self-reported by the Department and not audited by the OSA.

DEPARTMENT OF EDUCATION



From July 1, 2010, through June 30, 2015, the Department of Education (Department) agreed or partially agreed to implement 56 audit recommendations—16 were from financial audits and 40 were from performance and/or information technology audits. Based on the OSA’s follow-up audit process and information reported by the Department, as of June 30, 2016, it has no outstanding audit recommendations.

In our 2015 *Annual Report: Status of Outstanding Audit Recommendations*, the Department also had no outstanding audit recommendations.

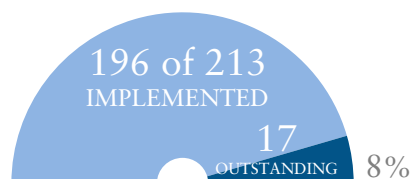


GOVERNOR'S OFFICE



From July 1, 2010, through June 30, 2015, the Governor's Office, including the Governor's Office of Information Technology, agreed or partially agreed to implement 569 audit recommendations—213 were from financial audits and 356 were from performance and/or information technology (IT) audits. As of June 30, 2016, a total of 28 of the 569 recommendations are still outstanding, and seven of the outstanding recommendations are considered high priority.

FINANCIAL RECOMMENDATIONS OUTSTANDING



As of June 30, 2016, the OSA's follow-up audit process determined that 17 of the 213 financial audit recommendations that the Governor's Office agreed to implement are still outstanding. In our 2015 *Annual Report: Status of Outstanding Audit Recommendations (2015 Annual Report)*, the Governor's Office also had 17 outstanding financial audit recommendations.

The following table summarizes the outstanding financial recommendations by the level of deficiency, topic area, and number of months since the original implementation dates provided by the Governor's Office. Six of the outstanding financial recommendations are considered high priority and highlighted in orange.

**GOVERNOR'S OFFICE
FINANCIAL AUDIT RECOMMENDATIONS OUTSTANDING
AS OF JUNE 30, 2016**

AUDIT	REC. NO.	FIRST FY REC. MADE	CURRENT DEFICIENCY LEVEL	TOPIC AREA	IMPLEMENTATION STATUS	ORIGINAL IMPLEMENTATION DATE	CURRENT IMPLEMENTATION DATE	DELAY (MONTHS)
Statewide Single Audit, Fiscal Year Ended June 30, 2015	2015-003A	2014	Material Weakness	Payroll Controls	Not Implemented	4/30/2015	1/31/2017	21
	2015-003C	2014	Material Weakness	Payroll Controls	Not Implemented	4/30/2015	1/31/2017	21
	2015-003D	2014	Material Weakness	Payroll Controls	Not Implemented	6/30/2015	4/30/2017	22
	2015-006A	2012	Significant Deficiency	IT Contract Management	Deferred Implementation ¹	12/31/2013	10/31/2017	46
	2015-006C	2012	Significant Deficiency	IT Contract Management	Deferred Implementation ²	12/31/2013	7/31/2016	31
	2015-0020C	2013	Significant Deficiency	GenTax IT Controls	Not Implemented	1/31/2015	12/31/2016	23
	2015-002A	2014	Significant Deficiency	Capital Asset Controls	Not Implemented	4/30/2015	12/31/2016	20
	2015-004A	2014	Significant Deficiency	Financial Reporting	Not Implemented	4/30/2015	12/31/2016	20
	2015-004B	2014	Significant Deficiency	Financial Reporting	Not Implemented	6/30/2015	1/31/2017	19
	2015-005A	2012	Deficiency in Internal Control	Information Systems Operations	Partially Implemented	6/30/2013	6/30/2018	60
	2015-005B	2012	Deficiency in Internal Control	Information Systems Operations	Partially Implemented	6/30/2013	6/30/2018	60
	2015-005C	2012	Deficiency in Internal Control	Information Systems Operations	Partially Implemented	6/30/2013	6/30/2018	60
	2015-006D	2015	Significant Deficiency	Firewall Strategy	Deferred Implementation ³	7/31/2016	10/31/2017	15
	2015-0026A	2015	Significant Deficiency	CORE IT Controls	Partially Implemented	3/31/2016	9/30/2016	6
	2015-0030	2014	Significant Deficiency	CPPS IT Controls	Not Implemented	6/30/2015	1/31/2017	19
Statewide Single Audit, Fiscal Year Ended June 30, 2014	2014-006H	2011	Deficiency in Internal Control	KRONOS IT Controls	Not Implemented	10/31/2012	11/30/2017	61
Statewide Single Audit, Fiscal Year Ended June 30, 2012	2012-04C	2012	Deficiency in Internal Control	Information Security Policies	Partially Implemented	7/31/2013	10/31/2016	39

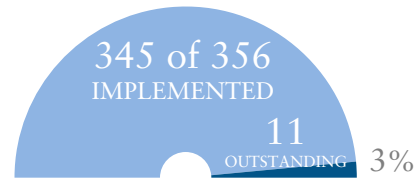
SOURCE: Office of the State Auditor's audit recommendation database.

¹ The Implementation Status of this recommendation is deferred and has not been determined by the OSA because the Governor's Office revised the implementation date for the 2015 Fiscal Year reporting cycle to October 2017, which exceeds the OSA's June 30, 2016 final evaluation date.

² The Implementation Status of this recommendation is deferred and has not been determined by the OSA because the Governor's Office revised the implementation date for the 2015 Fiscal Year reporting cycle to July 2016, which exceeds the OSA's June 30, 2016 final evaluation date.

³ The Implementation Status of this recommendation is deferred and has not been determined by the OSA because the Governor's Office provided an original implementation date of July 2016, which exceeds the OSA's June 30, 2016 final evaluation date.

PERFORMANCE AND/OR IT
RECOMMENDATIONS
OUTSTANDING



As of June 30, 2016, the Governor’s Office reports that 11 of the 356 performance and/or IT audit recommendations that it agreed to implement are still outstanding. In our 2015 *Annual Report*, the Governor’s Office had two outstanding performance and/or IT audit recommendations.

The following table provides information on the 11 outstanding IT audit recommendations for the Governor’s Office, including the number of months since the original implementation dates provided by the Governor’s Office. One of the outstanding IT recommendations is considered high priority and highlighted in orange.

GOVERNOR'S OFFICE IT AUDIT RECOMMENDATIONS OUTSTANDING AS OF JUNE 30, 2016						
AUDIT	REC. NO.	TOPIC AREA	IMPLEMENTATION STATUS ¹	ORIGINAL IMPLEMENTATION DATE	CURRENT IMPLEMENTATION DATE	DELAY (MONTHS)
Office of Cyber Security, Governor's Office of Information Technology, Performance Audit, November 2010 PUBLIC REPORT	8F	Information System Security	Not Implemented	7/31/2011	7/31/2019	96
IT Vulnerability Assessment, Governor's Office of Information Technology and Judicial Branch, Performance Evaluation, November 2014 PUBLIC REPORT	1A	Information System Security	Partially Implemented	12/31/2015	6/30/2017	18
	1B	Information System Security	Partially Implemented	12/31/2015	6/30/2018	30
	2B	Information System Operations	Partially Implemented	12/31/2015	12/31/2016	12
	2C	Information System Operations	Partially Implemented	12/31/2015	12/31/2016	12
	4B	Information System Security	Partially Implemented	9/30/2015	12/31/2016	15
	4C	Information System Security	Partially Implemented	7/31/2015	12/31/2016	17
Systems Backup and Recovery, Governor's Office of Information Technology, Performance Audit, October 2014	1B	Information System Operations	Partially Implemented	12/31/2016	7/31/2017	7
	2C	Information System Operations	Partially Implemented	12/31/2016	7/31/2017	7
	2D	Information System Operations	Partially Implemented	12/31/2016	7/31/2017	7
	5B	Information System Operations	Partially Implemented	12/31/2017	7/31/2017	-5 ²

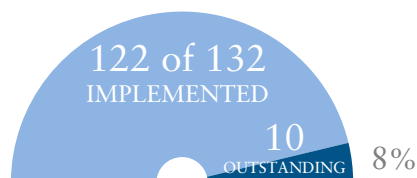
SOURCE: Office of the State Auditor's audit recommendation database.
¹ Implementation status is self-reported by the Governor's Office and not audited by the OSA.
² The Delay (Months) is a negative number because the Governor's Office revised its current implementation date to a date earlier than its original implementation date. In the Systems Backup and Recovery audit report, the Governor's Office reported that this recommendation would be implemented by December 2017, but the Governor's Office recently revised its implementation date to July 2017.

DEPARTMENT OF HEALTH CARE POLICY AND FINANCING



From July 1, 2010, through June 30, 2015, the Department of Health Care Policy and Financing (Department) agreed or partially agreed to implement 180 audit recommendations—132 were from financial audits and 48 were from performance and/or information technology (IT) audits. As of June 30, 2016, a total of 11 out of the 180 recommendations are still outstanding, and eight of the outstanding recommendations are considered high priority.

FINANCIAL RECOMMENDATIONS OUTSTANDING



As of June 30, 2016, the OSA's follow-up audit process determined that 10 of the 132 financial audit recommendations that the Department agreed to implement are still outstanding. In our *2015 Annual Report: Status of Outstanding Audit Recommendations (2015 Annual Report)*, the Department had eight outstanding financial audit recommendations.

The following table summarizes the outstanding financial recommendations by the level of deficiency, topic area, and number of

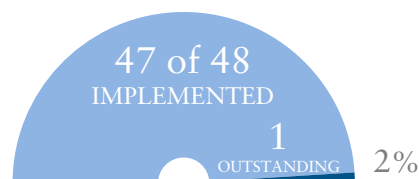
months since the Department’s original implementation dates. Eight of the outstanding financial recommendations are considered high priority and highlighted in orange.

ANNUAL REPORT: STATUS OF OUTSTANDING AUDIT RECOMMENDATIONS AS OF JUNE 30, 2016

DEPARTMENT OF HEALTH CARE POLICY AND FINANCING FINANCIAL AUDIT RECOMMENDATIONS OUTSTANDING AS OF JUNE 30, 2016								
AUDIT	REC. NO.	FIRST FY REC. MADE	CURRENT DEFICIENCY LEVEL	TOPIC AREA	IMPLEMENTATION STATUS	ORIGINAL IMPLEMENTATION DATE	CURRENT IMPLEMENTATION DATE	DELAY (MONTHS)
Statewide Single Audit, Fiscal Year Ended June 30, 2015	2015-0041	2011	Material Weakness	Medicaid Provider Eligibility	Not Implemented	3/31/2016	11/30/2016	8
	2015-0033	2012	Significant Deficiency	Personnel Costs for Federal Programs	Not Implemented	6/30/2013	7/30/2016	37
	2015-0034B	2011	Significant Deficiency	Monitoring of Health/Safety Surveys & Certifications	Not Implemented	7/31/2012	9/30/2016	50
	2015-0034C	2011	Significant Deficiency	Monitoring of Health/Safety Surveys & Certifications	Not Implemented	7/31/2012	7/31/2017	60
	2015-0035	2010	Significant Deficiency	Medicaid Claims Processing	Partially Implemented	6/30/2011	11/30/2016	65
	2015-0036	2013	Significant Deficiency	Federal Reporting - CBHP & Medicaid	Deferred Implementation ¹	6/30/2014	7/31/2016	25
	2015-0040B	2012	Significant Deficiency	Controls Over Provider Eligibility	Partially Implemented	3/31/2016	11/30/2016	8
	2015-0040C	2012	Significant Deficiency	Controls over Provider Eligibility	Not Implemented	3/31/2016	12/31/2016	9
2015-0037D	2015	Significant Deficiency	Service Authorizations	Not Implemented	12/31/2015	8/31/2017	20	
Statewide Single Audit, Fiscal Year Ended June 30, 2013	2013-26	2012	Deficiency in Internal Control	Grants Management	Partially Implemented	6/30/2014	12/31/2017	42

SOURCE: Office of the State Auditor’s audit recommendation database.
¹ The Implementation Status of this recommendation is deferred and has not been determined by the OSA because the Department of Health Care Policy and Financing revised the implementation date for the 2015 Fiscal Year reporting cycle to July 2016, which exceeds the OSA’s June 30, 2016 final evaluation date.

PERFORMANCE AND/OR IT
RECOMMENDATIONS
OUTSTANDING



As of June 30, 2016, the Department reports that one of the 48 performance and/or IT audit recommendations that it agreed to implement is still outstanding. In our 2015 *Annual Report*, the Department had no outstanding performance and/or IT audit recommendations.

The following table provides information on the Department's outstanding performance audit recommendation, including the number of months since the Department's original implementation date.

DEPARTMENT OF HEALTH CARE POLICY AND FINANCING
PERFORMANCE AUDIT RECOMMENDATION OUTSTANDING
AS OF JUNE 30, 2016

AUDIT	REC. No.	TOPIC AREA	IMPLEMENTATION STATUS ¹	ORIGINAL IMPLEMENTATION DATE	CURRENT IMPLEMENTATION DATE	DELAY (MONTHS)
Consumer Directed Attendant Support Services, Performance Audit, May 2015	4	Service Delivery & Outcomes	Not Implemented	7/31/2016	11/30/2016	4

SOURCE: Office of the State Auditor's audit recommendation database.

¹ Implementation status is self-reported by the Department and not audited by the OSA.



DEPARTMENT OF HIGHER EDUCATION



From July 1, 2010, through June 30, 2015, the Department of Higher Education (Department) agreed or partially agreed to implement 40 audit recommendations—six were from financial audits and 34 were from performance and/or information technology audits. Based on the OSA’s follow-up audit process and information reported by the Department, as of June 30, 2016, it has no outstanding audit recommendations.

In our 2015 *Annual Report: Status of Outstanding Audit Recommendations*, the Department also had no outstanding audit recommendations.



ADAMS STATE UNIVERSITY



From July 1, 2010, through June 30, 2015, Adams State University (University) agreed or partially agreed to implement seven audit recommendations—all were from financial audits. Based on the OSA's follow-up audit process, as of June 30, 2016, the University has no outstanding audit recommendations.

In our 2015 *Annual Report: Status of Outstanding Audit Recommendations*, the University also had no outstanding audit recommendations.



AURARIA HIGHER EDUCATION CENTER

From July 1, 2010, through June 30, 2015, the Auraria Higher Education Center received no audit recommendations.



COLLEGE ASSIST (COLORADO STUDENT LOAN PROGRAM)



From July 1, 2010, through June 30, 2015, College Assist agreed to implement one financial audit recommendation. As of June 30, 2016, the OSA's follow-up audit process determined that College Assist's financial audit recommendation is outstanding, and the outstanding recommendation is not considered high priority.

In our 2015 *Annual Report: Status of Outstanding Audit Recommendations*, College Assist had no outstanding audit recommendations.

The following table summarizes the outstanding financial audit recommendation by the level of deficiency, topic area, and number of months since the College Assist's original implementation date.

**COLLEGE ASSIST
FINANCIAL AUDIT RECOMMENDATION OUTSTANDING
AS OF JUNE 30, 2016**

AUDIT	REC. NO.	FIRST FY REC. MADE	CURRENT DEFICIENCY LEVEL	TOPIC AREA	IMPLEMENTATION STATUS	ORIGINAL IMPLEMENTATION DATE	CURRENT IMPLEMENTATION DATE	DELAY (MONTHS)
Colorado Student Loan Program dba College Assist, Financial and Compliance Audit, Fiscal Years Ended June 30, 2015 and 2014	1	2015	Not Classified- Not an Internal Control Issue	Statutory Authority	Partially Implemented	1/31/2016	5/31/2017	16

SOURCE: Office of the State Auditor's audit recommendation database.

COLLEGEINVEST



From July 1, 2010, through June 30, 2015, CollegeInvest agreed or partially agreed to implement 15 audit recommendations—all were from performance and/or information technology audits. Based on information reported by CollegeInvest, as of June 30, 2016, it has no outstanding audit recommendations.

In our 2015 *Annual Report: Status of Outstanding Audit Recommendations*, CollegeInvest also had no outstanding audit recommendations.



COLORADO COMMUNITY COLLEGE SYSTEM



From July 1, 2010, through June 30, 2015, the Colorado Community College System (System) agreed or partially agreed to implement 49 audit recommendations—all were from financial audits.

As of June 30, 2016, the OSA's follow-up audit process determined that one of the System's 49 recommendations is still outstanding, and the outstanding recommendation is not considered high priority. In our *2015 Annual Report: Status of Outstanding Audit Recommendations*, the System had six outstanding financial audit recommendations.

The following table summarizes the outstanding financial audit recommendation by the level of deficiency, topic area, and number of months since the System's original implementation date.

COLORADO COMMUNITY COLLEGE SYSTEM FINANCIAL AUDIT RECOMMENDATION OUTSTANDING AS OF JUNE 30, 2016

AUDIT	REC. NO.	FIRST FY REC. MADE	CURRENT DEFICIENCY LEVEL	TOPIC AREA	IMPLEMENTATION STATUS	ORIGINAL IMPLEMENTATION DATE	CURRENT IMPLEMENTATION DATE	DELAY (MONTHS)
Statewide Single Audit, Fiscal Year Ended June 30, 2015	2015-0047	2014	Significant Deficiency	Student Financial Aid	Partially Implemented	1/31/2015	7/31/2017	30

SOURCE: Office of the State Auditor's audit recommendation database.



COLORADO MESA UNIVERSITY



From July 1, 2010, through June 30, 2015, Colorado Mesa University (University) agreed to implement one performance audit recommendation. Based on information reported by the University, as of June 30, 2016, it has no outstanding audit recommendations.

In our 2015 *Annual Report: Status of Outstanding Audit Recommendations*, the University also had no outstanding audit recommendations.



COLORADO SCHOOL OF MINES

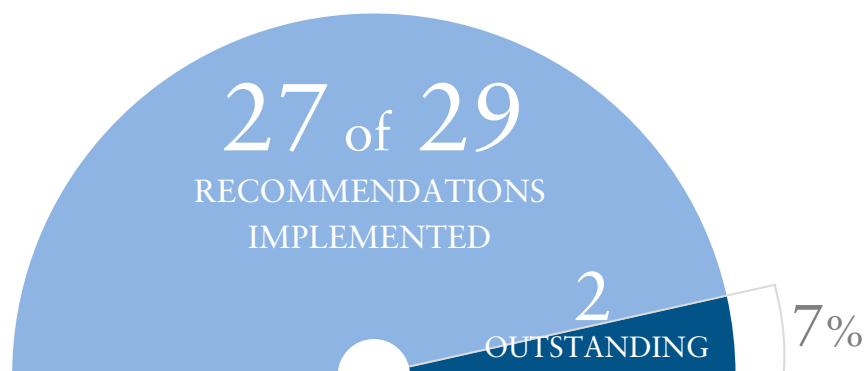


From July 1, 2010, through June 30, 2015, the Colorado School of Mines (School) agreed or partially agreed to implement four audit recommendations—all were from financial audits. Based on the OSA’s follow-up audit process, as of June 30, 2016, the School has no outstanding audit recommendations.

In our 2015 *Annual Report: Status of Outstanding Audit Recommendations*, the School also had no outstanding audit recommendations.

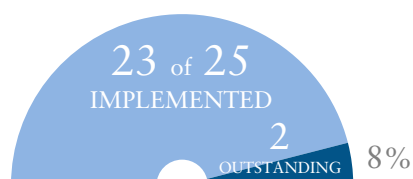


COLORADO STATE UNIVERSITY SYSTEM



From July 1, 2010, through June 30, 2015, the Colorado State University System (System) agreed or partially agreed to implement 29 audit recommendations—25 were from financial audits and four were from performance and/or information technology (IT) audits. As of June 30, 2016, a total of two of the 29 recommendations are still outstanding, and both of the outstanding recommendations are considered high priority.

FINANCIAL RECOMMENDATIONS OUTSTANDING



As of June 30, 2016, the OSA's follow-up audit process determined that two of the 25 financial audit recommendations that the System agreed to implement are still outstanding. In our 2015 *Annual Report: Status of Outstanding Audit Recommendations* (2015 *Annual Report*), the System also had two outstanding financial audit recommendations.

The following table summarizes the outstanding financial audit recommendations by the level of deficiency, topic area, and number of months since the System's original implementation dates. Both of the

outstanding financial audit recommendations are considered high priority and highlighted in orange.

COLORADO STATE UNIVERSITY SYSTEM FINANCIAL AUDIT RECOMMENDATIONS OUTSTANDING AS OF JUNE 30, 2016								
AUDIT	REC. NO.	FIRST FY REC. MADE	CURRENT DEFICIENCY LEVEL	TOPIC AREA	IMPLEMENTATION STATUS	ORIGINAL IMPLEMENTATION DATE	CURRENT IMPLEMENTATION DATE	DELAY (MONTHS)
Statewide Single Audit, Fiscal Year Ended June 30, 2015, Colorado State University–Pueblo	2015-0043	2014	Material Weakness	Student Financial Aid	Not Implemented	5/31/2015	7/31/2016	14
	2015-0044	2015	Material Weakness	Student Financial Aid	Not Implemented	12/31/2015	7/31/2016	7

SOURCE: Office of the State Auditor’s audit recommendation database.

PERFORMANCE AND/OR IT
RECOMMENDATIONS
OUTSTANDING



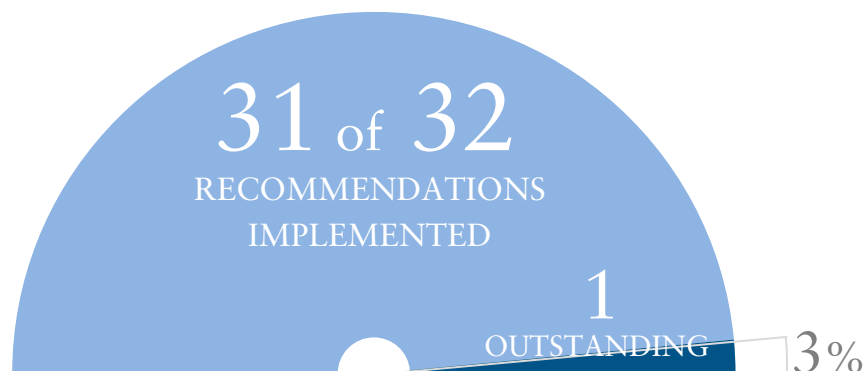
As of June 30, 2016, the University reports that it has no outstanding performance and/or IT audit recommendations. In our 2015 *Annual Report*, the University also had no outstanding performance and/or IT audit recommendations.

FORT LEWIS COLLEGE

From July 1, 2010, through June 30, 2015, Fort Lewis College received no audit recommendations.




HISTORY COLORADO



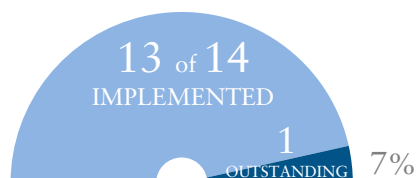
From July 1, 2010, through June 30, 2015, History Colorado agreed or partially agreed to implement 32 audit recommendations—18 were from financial audits and 14 were from performance and/or information technology (IT) audits. As of June 30, 2016, one of the 32 recommendations is still outstanding, and the outstanding recommendation is not considered high priority.

FINANCIAL RECOMMENDATIONS OUTSTANDING



As of June 30, 2016, the OSA's follow-up audit process determined that none of the 18 financial audit recommendations that History Colorado agreed to implement are still outstanding. In our 2015 *Annual Report: Status of Outstanding Audit Recommendations* (2015 *Annual Report*), History Colorado had one outstanding financial audit recommendation.

PERFORMANCE AND/OR IT RECOMMENDATIONS OUTSTANDING



As of June 30, 2016, History Colorado reports that one of the 14 performance and/or IT audit recommendations that it agreed to implement is still outstanding. In our 2015 *Annual Report*, History

Colorado had no outstanding performance and/or IT audit recommendations.

The following table provides information on History Colorado's outstanding performance audit recommendation, including the number of months since History Colorado's original implementation date.

HISTORY COLORADO PERFORMANCE AUDIT RECOMMENDATION OUTSTANDING AS OF JUNE 30, 2016						
AUDIT	REC. NO.	TOPIC AREA	IMPLEMENTATION STATUS ¹	ORIGINAL IMPLEMENTATION DATE	CURRENT IMPLEMENTATION DATE	DELAY (MONTHS)
History Colorado, Performance Audit, June 2014	4B	Board Reporting	Partially Implemented	1/31/2015	12/31/2016	23

SOURCE: Office of the State Auditor's audit recommendation database.
¹ Implementation status is self-reported by the Department and not audited by the OSA.

METROPOLITAN STATE UNIVERSITY OF DENVER



From July 1, 2010, through June 30, 2015, Metropolitan State University of Denver (University) agreed or partially agreed to implement 33 audit recommendations—32 were from financial audits and one was from a performance audit. As of June 30, 2016, one of the 33 recommendations is still outstanding, and the outstanding recommendation is not considered high priority.

FINANCIAL RECOMMENDATIONS OUTSTANDING



As of June 30, 2016, the OSA's follow-up audit process determined that one of the 32 financial audit recommendations that the University agreed to implement is still outstanding. In our 2015 *Annual Report: Status of Outstanding Audit Recommendations* (2015 *Annual Report*), the University had two outstanding financial audit recommendations.

The following table summarizes the outstanding financial audit recommendation by the level of deficiency, topic area, and number of months since the University's original implementation date.

METROPOLITAN STATE UNIVERSITY OF DENVER
 FINANCIAL AUDIT RECOMMENDATION OUTSTANDING
 AS OF JUNE 30, 2016

AUDIT	REC. NO.	FIRST FY REC. MADE	CURRENT DEFICIENCY LEVEL	TOPIC AREA	IMPLEMENTATION STATUS	ORIGINAL IMPLEMENTATION DATE	CURRENT IMPLEMENTATION DATE	DELAY (MONTHS)
Statewide Single Audit, Fiscal Year Ended June 30, 2015	2015-0050	2015	Significant Deficiency	Student Financial Aid	Not Implemented	1/31/2016	7/31/2017	18

SOURCE: Office of the State Auditor's audit recommendation database.

PERFORMANCE AND/OR IT
 RECOMMENDATIONS
 OUTSTANDING



As of June 30, 2016, the University reports that it has no outstanding performance and/or information technology (IT) audit recommendations. In our 2015 *Annual Report*, the University also had no outstanding performance and/or IT audit recommendations.

UNIVERSITY OF COLORADO SYSTEM



From July 1, 2010, through June 30, 2015, the University of Colorado System (System) agreed to implement 13 audit recommendations—all were from financial audits. As of June 30, 2016, the OSA’s follow-up audit process determined that the System has one financial audit recommendation still outstanding, and the outstanding recommendation is not considered high priority.

In our 2015 *Annual Report: Status of Outstanding Audit Recommendations*, the System had no outstanding audit recommendations.

The following table summarizes the outstanding financial audit recommendation by the level of deficiency, topic area, and number of months since the System’s original implementation date.

UNIVERSITY OF COLORADO SYSTEM FINANCIAL AUDIT RECOMMENDATION OUTSTANDING AS OF JUNE 30, 2016

AUDIT	REC. NO.	FIRST FY REC. MADE	CURRENT DEFICIENCY LEVEL	TOPIC AREA	IMPLEMENTATION STATUS	ORIGINAL IMPLEMENTATION DATE	CURRENT IMPLEMENTATION DATE	DELAY (MONTHS)
Statewide Single Audit, Fiscal Year Ended June 30, 2015	2015-0042	2015	Significant Deficiency	Student Financial Aid	Not Implemented	1/31/2016	7/31/2017	18

SOURCE: Office of the State Auditor’s audit recommendation database.



UNIVERSITY OF NORTHERN COLORADO



From July 1, 2010, through June 30, 2015, the University of Northern Colorado (University) agreed or partially agreed to implement five audit recommendations—all were from financial audits. Based on the OSA's follow-up audit process, as of June 30, 2016, the University has no outstanding audit recommendations.

In our 2015 *Annual Report: Status of Outstanding Audit Recommendations*, the University also had no outstanding audit recommendations.

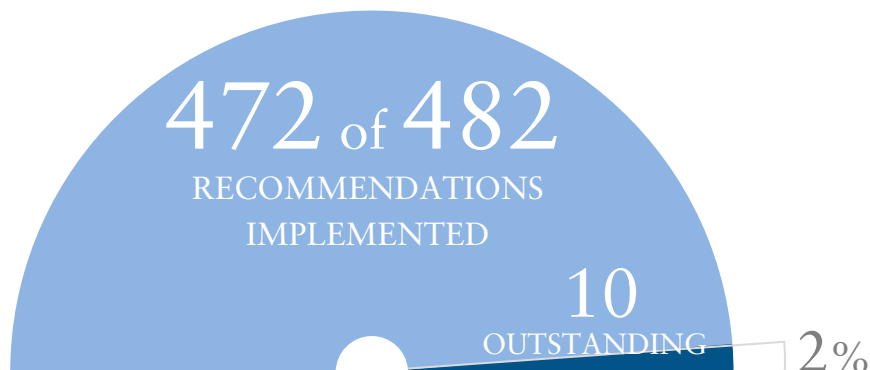


WESTERN STATE COLORADO UNIVERSITY

From July 1, 2010, through June 30, 2015, Western State Colorado University received no audit recommendations.

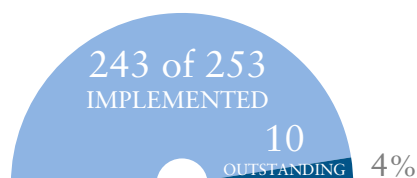


DEPARTMENT OF HUMAN SERVICES



From July 1, 2010, through June 30, 2015, the Department of Human Services (Department) agreed or partially agreed to implement 482 audit recommendations—253 were from financial audits and 229 were from performance and/or information technology (IT) audits. As of June 30, 2016, a total of 10 of the 482 recommendations are still outstanding, and eight of the outstanding recommendations are considered high priority.

FINANCIAL RECOMMENDATIONS OUTSTANDING



As of June 30, 2016, the OSA's follow-up audit process determined that 10 of the 253 financial audit recommendations that the Department agreed to implement are still outstanding. In our 2015 *Annual Report: Status of Outstanding Audit Recommendations (2015 Annual Report)*, the Department had 17 outstanding financial audit recommendations.

The following table summarizes the outstanding financial audit recommendations by the level of deficiency, topic area, and number of months since the Department's original implementation dates. Eight of

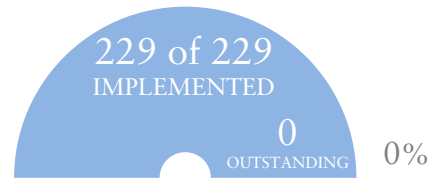
the outstanding recommendations are considered high priority and highlighted in orange.

ANNUAL REPORT: STATUS OF OUTSTANDING AUDIT RECOMMENDATIONS AS OF JUNE 30, 2016

DEPARTMENT OF HUMAN SERVICES FINANCIAL AUDIT RECOMMENDATIONS OUTSTANDING AS OF JUNE 30, 2016								
AUDIT	REC. NO.	FIRST FY REC. MADE	CURRENT DEFICIENCY LEVEL	TOPIC AREA	IMPLEMENTATION STATUS	ORIGINAL IMPLEMENTATION DATE	CURRENT IMPLEMENTATION DATE	DELAY (MONTHS)
Statewide Single Audit, Fiscal Year Ended June 30, 2015	2015-0053A	2013	Material Weakness	SNAP	Partially Implemented	6/30/2015	1/31/2017	19
	2015-0053B	2013	Material Weakness	SNAP	Partially Implemented	6/30/2015	10/31/2016	16
	2015-0054A	2013	Significant Deficiency	Vocational Rehabilitation	Partially Implemented	7/31/2014	08/31/2016	25
	2015-0054B	2013	Significant Deficiency	Vocational Rehabilitation	Partially Implemented	10/31/2014	04/30/2017	30
	2015-0055A	2012	Significant Deficiency	TANF	Partially Implemented	12/31/2013	06/30/2017	42
	2015-0055B	2012	Significant Deficiency	TANF	Partially Implemented	12/31/2013	06/30/2017	42
	2015-0056A	2013	Significant Deficiency	Child Care	Partially Implemented	12/31/2014	12/31/2016	24
	2015-0056B	2013	Significant Deficiency	Child Care	Partially Implemented	12/31/2014	09/30/2016	21
Statewide Single Audit, Fiscal Year Ended June 30, 2014	2014-012A	2014	Deficiency in Internal Control	Living Centers' Accounting Controls	Partially Implemented	6/30/2015	7/31/2016	13
Statewide Single Audit, Fiscal Year Ended June 30, 2013	2013-7B	2013	Deficiency in Internal Control	Payroll Controls	Not Implemented	12/31/2014	4/30/2017	28

SOURCE: Office of the State Auditor's audit recommendation database.

PERFORMANCE AND/OR IT
RECOMMENDATIONS
OUTSTANDING



As of June 30, 2016, the Department reports that none of the 229 performance and/or IT audit recommendations that it agreed to implement are still outstanding. In our 2015 *Annual Report*, the Department had two outstanding performance audit recommendations.

JUDICIAL BRANCH



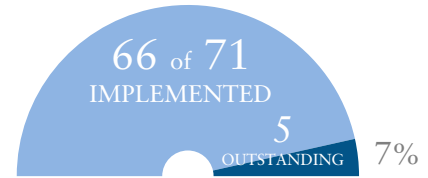
From July 1, 2010, through June 30, 2015, the Judicial Branch (Judicial) agreed or partially agreed to implement 72 audit recommendations—one recommendation was from a financial audit and 71 were from performance and/or information technology (IT) audits. As of June 30, 2016, a total of five of the 72 recommendations are still outstanding, and none of the outstanding recommendations are considered high priority.

FINANCIAL
RECOMMENDATIONS
OUTSTANDING



As of June 30, 2016, the OSA's follow-up audit process determined that the financial audit recommendation that Judicial agreed to implement is no longer outstanding. In our *2015 Annual Report: Status of Outstanding Audit Recommendations (2015 Annual Report)*, Judicial also had no outstanding financial audit recommendations.

PERFORMANCE AND/OR IT
RECOMMENDATIONS
OUTSTANDING



As of June 30, 2016, Judicial reports that five of the 71 performance and/or IT audit recommendations that it agreed to implement are still outstanding. In our 2015 *Annual Report*, Judicial had four outstanding performance audit recommendations.

The following table provides information on Judicial's outstanding performance and/or IT recommendations, including the number of months since Judicial's original implementation dates.

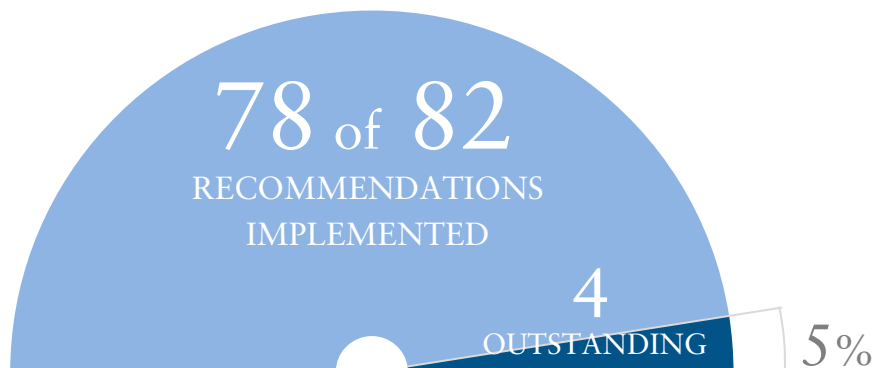
JUDICIAL BRANCH
PERFORMANCE AND IT AUDIT RECOMMENDATIONS OUTSTANDING
AS OF JUNE 30, 2016

AUDIT	REC. NO.	TOPIC AREA	IMPLEMENTATION STATUS ¹	ORIGINAL IMPLEMENTATION DATE	CURRENT IMPLEMENTATION DATE	DELAY (MONTHS)
IT Vulnerability Assessment, Performance Evaluation, Governor's Office of Information Technology and Judicial Branch, November 2014 PUBLIC REPORT	3B	Information System Operations	Not Implemented	6/30/2016	12/31/2017	18
Victim's Restitution Performance Audit, Judicial Branch and Department of Corrections, April 2014	1	Statutory Compliance	Partially Implemented	7/31/2015	1/31/2017	18
	3	Statutory Compliance	Partially Implemented	7/31/2015	1/31/2017	18
	5B	Statutory Compliance	Not Implemented	7/31/2015	6/30/2018	35
	5D	Information System Operations	Not Implemented	6/30/2018	6/30/2018	0

SOURCE: Office of the State Auditor's recommendation database.

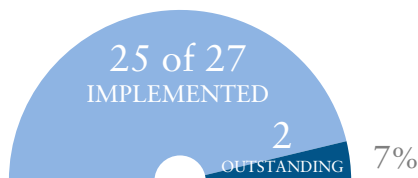
¹ Implementation status is self-reported by the Department and not audited by the OSA.

DEPARTMENT OF LABOR AND EMPLOYMENT



From July 1, 2010, through June 30, 2015, the Department of Labor and Employment (Department) agreed or partially agreed to implement 82 audit recommendations—27 were from financial audits, and 55 were from performance and/or information technology (IT) audits. As of June 30, 2016, a total of four of the 82 recommendations are still outstanding, and two of the outstanding recommendations are considered high priority.

FINANCIAL RECOMMENDATIONS OUTSTANDING



As of June 30, 2016, the OSA's follow-up audit process determined that two of the 27 financial audit recommendations that the Department agreed to implement are still outstanding. In our 2015 *Annual Report: Status of Outstanding Audit Recommendations (2015 Annual Report)*, the Department also had two outstanding financial audit recommendations.

The following table summarizes the outstanding financial audit recommendations by the level of deficiency, topic area, and number of months since the Department's original implementation dates.

**DEPARTMENT OF LABOR AND EMPLOYMENT
FINANCIAL AUDIT RECOMMENDATIONS OUTSTANDING
AS OF JUNE 30, 2016**

AUDIT	REC. NO.	FIRST FY REC. MADE	CURRENT DEFICIENCY LEVEL	TOPIC AREA	IMPLEMENTATION STATUS	ORIGINAL IMPLEMENTATION DATE	CURRENT IMPLEMENTATION DATE	DELAY (MONTHS)
Statewide Single Audit, Fiscal Year Ended June 30, 2015	2015-0057C	2012	Significant Deficiency	CUBS & CATS IT Controls	Deferred Implementation ¹	12/31/2016	12/31/2016	0
	2014-0057D	2012	Significant Deficiency	CUBS & CATS IT Controls	Deferred Implementation ¹	12/31/2016	12/31/2016	0

SOURCE: Office of the State Auditor's audit recommendation database.

¹ The Implementation Status of this recommendation is deferred and has not been determined by the OSA because the Department of Labor and Employment provided an original implementation date of December 2016, which exceeds the OSA's June 30, 2016 final evaluation date.

**PERFORMANCE AND/OR IT
RECOMMENDATIONS
OUTSTANDING**



As of June 30, 2016, the Department reports that two of the 55 performance and/or IT audit recommendations that it agreed to implement are still outstanding. In our 2015 *Annual Report*, the Department had three outstanding performance audit recommendations.

The following table provides information on the outstanding performance audit recommendations, including the number of months since the Department's original implementation dates. These two recommendations are considered high priority and highlighted in orange.

**DEPARTMENT OF LABOR AND EMPLOYMENT
PERFORMANCE AUDIT RECOMMENDATIONS OUTSTANDING
AS OF JUNE 30, 2016**

AUDIT	REC. NO.	TOPIC AREA	IMPLEMENTATION STATUS ¹	ORIGINAL IMPLEMENTATION DATE	CURRENT IMPLEMENTATION DATE	DELAY (MONTHS)
Unemployment Insurance Program, Performance Audit, October 2011	3D	Program Administration	Partially Implemented	12/31/2012	3/31/2017	51
	4A	Program Administration	Partially Implemented	9/30/2012	12/31/2017	63

SOURCE: Office of the State Auditor's recommendation database.

¹ Implementation status is self-reported by the Department and not audited by the OSA.

DEPARTMENT OF LAW



From July 1, 2010, through June 30, 2015, the Department of Law (Department) agreed or partially agreed to implement 16 audit recommendations—all were from performance and/or information technology (IT) audits.

As of June 30, 2016, the Department reports that one of the 16 recommendations is still outstanding, and the outstanding recommendation is not considered high priority. In our 2015 *Annual Report: Status of Outstanding Audit Recommendations*, the Department had no outstanding performance and/or IT audit recommendations.

The following table provides information on the Department’s outstanding performance audit recommendation, including the number of months since the Department’s original implementation date.

DEPARTMENT OF LAW PERFORMANCE AUDIT RECOMMENDATION OUTSTANDING AS OF JUNE 30, 2016						
AUDIT	REC. NO.	TOPIC AREA	IMPLEMENTATION STATUS ¹	ORIGINAL IMPLEMENTATION DATE	CURRENT IMPLEMENTATION DATE	DELAY (MONTHS)
Cash Funds Uncommitted Reserves, Fiscal Year Ended June 30, 2015, Performance Audit	3	Insurance Fraud Cash Fund	Partially Implemented	7/31/2015	6/30/2018	35

SOURCE: Office of the State Auditor’s recommendation database.

¹ Implementation status is self-reported by the Department and not audited by the OSA.



DEPARTMENT OF LOCAL AFFAIRS



From July 1, 2010, through June 30, 2015, the Department of Local Affairs (Department) agreed or partially agreed to implement 21 audit recommendations—three were from financial audits and 18 were from performance and/or information technology (IT) audits. Based on the OSA’s follow-up audit process and information reported by the Department, as of June 30, 2016, it has no outstanding audit recommendations.

In our 2015 *Annual Report: Status of Outstanding Audit Recommendations*, the Department also had no outstanding audit recommendations.



DEPARTMENT OF MILITARY AND VETERANS AFFAIRS



From July 1, 2010, through June 30, 2015, the Department of Military and Veterans Affairs (Department) agreed or partially agreed to implement 23 audit recommendations—one was from a financial audit and 22 were from performance and/or information technology audits. Based on the OSA’s follow-up audit process and information reported by the Department, as of June 30, 2016, it has no outstanding audit recommendations.

In our 2015 *Annual Report: Status of Outstanding Audit Recommendations* the Department also had no outstanding audit recommendations.

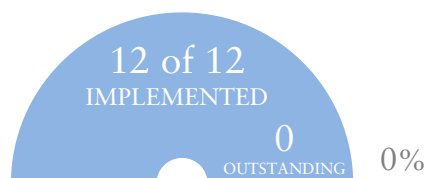


DEPARTMENT OF NATURAL RESOURCES



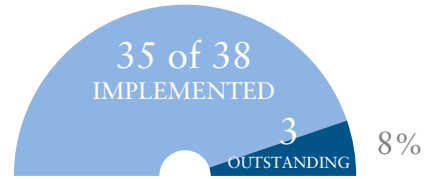
From July 1, 2010, through June 30, 2015, the Department of Natural Resources (Department) agreed or partially agreed to implement 50 audit recommendations—12 were from financial audits and 38 were from performance and/or information technology (IT) audits. As of June 30, 2016, a total of three of the 50 recommendations are still outstanding, and none of the outstanding are considered high priority.

FINANCIAL RECOMMENDATIONS OUTSTANDING



As of June 30, 2016, the OSA's follow-up audit process determined that none of the 12 financial audit recommendations that the Department agreed to implement are outstanding. In our 2015 *Annual Report: Status of Outstanding Audit Recommendations* (2015 *Annual Report*), the Department had three outstanding financial audit recommendations.

PERFORMANCE AND/OR IT
RECOMMENDATIONS
OUTSTANDING



As of June 30, 2016, the Department reports that three of the 38 performance and/or IT audit recommendations that it agreed to implement are still outstanding. In our 2015 *Annual Report*, the Department had four outstanding performance audit recommendations.

The following table provides information on the Department’s outstanding performance audit recommendations, including the number of months since the Department’s original implementation dates.

DEPARTMENT OF NATURAL RESOURCES PERFORMANCE AUDIT RECOMMENDATIONS OUTSTANDING AS OF JUNE 30, 2016						
AUDIT	REC. NO.	TOPIC AREA	IMPLEMENTATION STATUS ¹	ORIGINAL IMPLEMENTATION DATE	CURRENT IMPLEMENTATION DATE	DELAY (MONTHS)
Performance Evaluation of the Dam Safety Program, Division of Water Resources, February 2014	1D	Program Administration	Partially Implemented	6/30/2015	6/30/2018	36
	2B	Program Administration	Partially Implemented	6/30/2015	6/30/2018	36
	5D	Program Administration	Partially Implemented	6/30/2014	6/30/2018	48

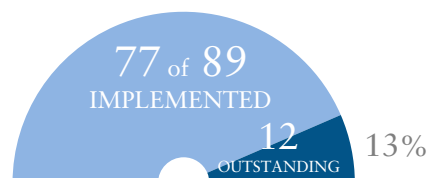
SOURCE: Office of the State Auditor’s recommendation database.
¹ Implementation status is self-reported by the Department and not audited by the OSA.

DEPARTMENT OF PERSONNEL & ADMINISTRATION



From July 1, 2010, through June 30, 2015, the Department of Personnel & Administration (Department) agreed or partially agreed to implement 227 recommendations—89 were from financial audits and 138 were from performance and/or information technology (IT) audits. As of June 30, 2016, a total of 18 of the 227 recommendations are still outstanding, and 14 of the outstanding recommendations are considered high priority.

FINANCIAL RECOMMENDATIONS OUTSTANDING



As of June 30, 2016, the OSA's follow-up audit process determined that 12 of the 89 financial audit recommendations that the Department agreed to implement are still outstanding. In our 2015 *Annual Report: Status of Outstanding Audit Recommendations* (2015 *Annual Report*), the Department had six outstanding financial audit recommendations.

XIV-2

ANNUAL REPORT: STATUS OF OUTSTANDING AUDIT RECOMMENDATIONS AS OF JUNE 30, 2016


The following table summarizes the outstanding financial audit recommendations by the level of deficiency, topic area, and number of months since the Department’s original implementation dates. Ten of the outstanding financial recommendations are considered high priority and highlighted in orange.

DEPARTMENT OF PERSONNEL & ADMINISTRATION FINANCIAL AUDIT RECOMMENDATIONS OUTSTANDING AS OF JUNE 30, 2016								
AUDIT	REC. NO.	FIRST FY REC. MADE	CURRENT DEFICIENCY LEVEL	TOPIC AREA	IMPLEMENTATION STATUS	ORIGINAL IMPLEMENTATION DATE	CURRENT IMPLEMENTATION DATE	DELAY (MONTHS)
Statewide Single Audit, Fiscal Year Ended June 30, 2015	1501F-0012A	2015	Material Weakness	Labor Allocation Controls	Partially Implemented	11/30/2015	4/30/2017	17
	1501F-0017A	2014	Material Weakness	Central Payroll Financial Reporting Controls	Not Implemented	6/30/2015	7/31/2016	13
	1501F-0017B	2014	Material Weakness	Central Payroll Financial Reporting Controls	Not Implemented	6/30/2015	7/31/2016	13
	1501F-0017E	2014	Material Weakness	Central Payroll Financial Reporting Controls	Not Implemented	6/30/2015	9/30/2016	15
	1501F-0028	2014	Material Weakness	CPPS IT Controls	Not Implemented	12/31/2014	12/31/2016	24
	1501F-0060D	2012	Significant Deficiency	CPPS IT Controls	Partially Implemented	6/30/2013	7/31/2016	37
	1501F-0060F	2012	Significant Deficiency	CPPS IT Controls	Partially Implemented	6/30/2014	7/31/2016	25
	1501F-0061A	2012	Significant Deficiency	CPPS IT Controls	Not Implemented	12/31/2014	12/31/2016	24
	1501F-0061B	2012	Significant Deficiency	CPPS IT Controls	Partially Implemented	12/31/2014	12/31/2016	24
	1501F-0061C	2012	Significant Deficiency	CPPS IT Controls	Not Implemented	12/31/2014	12/31/2016	24
1501F-0059A	2014	Significant Deficiency	CORE IT Controls	Partially Implemented	7/31/2015	12/31/2016	17	
Statewide Single Audit, Fiscal Year Ended June 30, 2013	1301F-12	2013	Not Classified-Not an Internal Control Issue	Indirect Cost Controls	Deferred Implementation ¹	10/31/2016	7/31/2017	9

SOURCE: Office of the State Auditor’s audit recommendation database.

¹ The Implementation Status of this recommendation is deferred and has not been determined by the OSA because the Department of Personnel & Administration provided an original implementation date of October 2016, which exceeds the OSA’s June 30, 2016 final evaluation date.

PERFORMANCE AND/OR IT
RECOMMENDATIONS
OUTSTANDING



As of June 30, 2016, the Department reports that six of the 138 performance and/or IT audit recommendations that it agreed to implement are still outstanding. In our 2015 *Annual Report*, the Department had four outstanding performance and/or IT audit recommendations.

The following table provides information on the Department's outstanding performance audit recommendations, including the number of months since the Department's original implementation dates. Four of the outstanding recommendations are considered high priority and highlighted in orange.

DEPARTMENT OF PERSONNEL & ADMINISTRATION
PERFORMANCE AUDIT RECOMMENDATIONS OUTSTANDING
AS OF JUNE 30, 2016

AUDIT	REC. NO.	TOPIC AREA	IMPLEMENTATION STATUS ¹	ORIGINAL IMPLEMENTATION DATE	CURRENT IMPLEMENTATION DATE	DELAY (MONTHS)
Evaluation of the Department's Annual Compensation Survey for Fiscal Year 2014, June 2013	9	Program Administration	Partially Implemented	8/31/2014	7/31/2017	35
Office of Administrative Courts, Performance Audit, September 2012	3A	Program Administration	Partially Implemented	6/30/2013	6/30/2017	48
Department of Revenue Tax Processing, Performance Audit, September 2011	2	Program Administration	Partially Implemented	7/31/2012	5/31/2017	58
Cash Funds Uncommitted Reserves, Fiscal Year Ended June 30, 2015, Performance Audit	4	Supplier Database Cash Fund ²	Partially Implemented	11/30/2010	6/30/2017	79
	1A	CORE System Controls	Partially Implemented	8/31/2016	8/31/2017	12
	1B	Reporting Controls	Partially Implemented	8/31/2016	10/31/2016	2

SOURCE: Office of the State Auditor's recommendation database.

¹ Implementation status is self-reported by the Department and not audited by the OSA.

² This recommendation was originally made in the Cash Funds Uncommitted Reserves Report, Fiscal Year Ended June 30, 2010, and it has been repeated in each annual Cash Funds Uncommitted Reserves Report since.




DEPARTMENT OF PUBLIC HEALTH AND ENVIRONMENT



From July 1, 2010, through June 30, 2015, the Department of Public Health and Environment (Department) agreed or partially agreed to implement 140 audit recommendations—18 were from financial audits and 122 were from performance and/or information technology (IT) audits. As of June 30, 2016, a total of five of the 140 recommendations are still outstanding, and one of the outstanding recommendations is considered high priority.

FINANCIAL RECOMMENDATIONS OUTSTANDING



As of June 30, 2016, the OSA’s follow-up audit process determined that none of the 18 financial audit recommendations that the Department agreed to implement are outstanding. In our *2015 Annual Report: Status of Outstanding Audit Recommendations (2015 Annual Report)*, the Department also had no outstanding financial audit recommendations.

PERFORMANCE AND/OR IT
RECOMMENDATIONS
OUTSTANDING



As of June 30, 2016, the Department reports that five of the 122 performance and/or IT audit recommendations that it agreed to implement are still outstanding. In our 2015 *Annual Report*, the Department had four outstanding performance and/or IT audit recommendations.

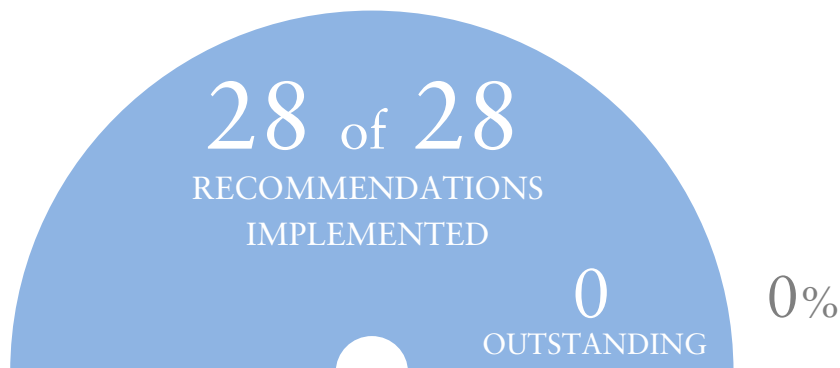
The following table provides information on the Department’s outstanding performance and/or IT recommendations, including the number of months since the Department’s original implementation dates. One of the outstanding recommendations is considered high priority and highlighted in orange.

DEPARTMENT OF PUBLIC HEALTH AND ENVIRONMENT
PERFORMANCE AUDIT RECOMMENDATIONS OUTSTANDING
AS OF JUNE 30, 2016

AUDIT	REC. NO.	TOPIC AREA	IMPLEMENTATION STATUS ¹	ORIGINAL IMPLEMENTATION DATE	CURRENT IMPLEMENTATION DATE	DELAY (MONTHS)
Cash Funds Uncommitted Reserves, Fiscal Year Ended June 30, 2015, Performance Audit	5B	Medical Marijuana Cash Fund ²	Partially Implemented	6/30/2015	6/30/2017	24
Medical Marijuana Regulatory System Part II, Performance Audit, June 2013	7A	Information System Controls	Partially Implemented	5/31/2014	1/31/2017	32
	7B	Information System Controls	Partially Implemented	5/31/2014	1/31/2017	32
	7C	Information System Controls	Partially Implemented	5/31/2014	1/31/2017	32
	7E	Information System Security	Partially Implemented	12/31/2013	1/31/2017	37

SOURCE: Office of the State Auditor’s recommendation database.
¹ Implementation status is self-reported by the Department and not audited by the OSA.
² This Cash Fund has been out of compliance since 2004 and, due to Department accounting errors, the recommendation was not originally made until the Cash Funds Uncommitted Reserves Report, Fiscal Year Ended June 30, 2012. It has been repeated in each annual Cash Funds Uncommitted Reserves Report since.

DEPARTMENT OF PUBLIC SAFETY



From July 1, 2010, through June 30, 2015, the Department of Public Safety (Department) agreed or partially agreed to implement 28 audit recommendations—six were from financial audits and 22 were from performance and/or information technology audits. Based on the OSA’s follow-up audit process and information reported by the Department, as of June 30, 2016, it has no outstanding audit recommendations.

In our 2015 *Annual Report: Status of Outstanding Audit Recommendations*, the Department also had no outstanding audit recommendations.



DEPARTMENT OF REGULATORY AGENCIES



From July 1, 2010, through June 30, 2015, the Department of Regulatory Agencies (Department) agreed or partially agreed to implement 51 audit recommendations—all were from performance and/or information technology audits. Based on information reported by the Department, as of June 30, 2016, it has no outstanding audit recommendations.

In our 2015 *Annual Report: Status of Outstanding Audit Recommendations*, the Department had one outstanding performance audit recommendation.

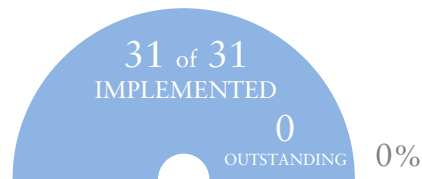


DEPARTMENT OF REVENUE



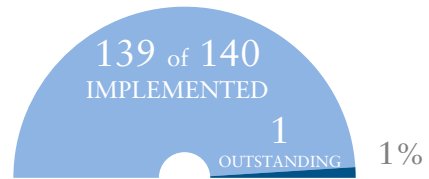
From July 1, 2010, through June 30, 2015, the Department of Revenue (Department) agreed or partially agreed to implement 171 audit recommendations—31 were from financial audits and 140 were from performance and/or information technology (IT) audits. As of June 30, 2016, one of the 171 recommendations is still outstanding, and the outstanding recommendation is considered high priority.

FINANCIAL
RECOMMENDATIONS
OUTSTANDING



As of June 30, 2016, the OSA's follow-up audit process determined that none of the 31 financial audit recommendations that the Department agreed to implement are still outstanding. In our 2015 *Annual Report: Status of Outstanding Audit Recommendations (2015 Annual Report)*, the Department had one outstanding financial audit recommendation.

PERFORMANCE AND/OR IT
RECOMMENDATIONS
OUTSTANDING



As of June 30, 2016, the Department reports that one of the 140 performance and/or IT audit recommendations that it agreed to implement is still outstanding. In our 2015 *Annual Report*, the Department also had one outstanding performance audit recommendation.

The following table provides information on the Department’s outstanding performance audit recommendation, including the number of months since the Department’s original implementation date. This recommendation is considered high priority and highlighted in orange.

DEPARTMENT OF REVENUE PERFORMANCE AUDIT RECOMMENDATION OUTSTANDING AS OF JUNE 30, 2016						
AUDIT	REC. NO.	TOPIC AREA	IMPLEMENTATION STATUS ¹	ORIGINAL IMPLEMENTATION DATE	CURRENT IMPLEMENTATION DATE	DELAY (MONTHS)
Tax Processing, Performance Audit, September 2011	2	Program Administration	Partially Implemented	7/31/2012	5/31/2017	58

SOURCE: Office of the State Auditor’s recommendation database.

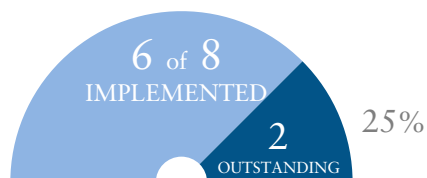
¹ Implementation status is self-reported by the Department and not audited by the OSA.

DEPARTMENT OF STATE (SECRETARY OF STATE)



From July 1, 2010, through June 30, 2015, the Department of State (Department) agreed or partially agreed to implement 15 audit recommendations—eight were from financial audits and seven were from performance and/or information technology (IT) audits. As of June 30, 2016, a total of two of the 15 recommendations are still outstanding, and none of the outstanding recommendations are considered high priority.

FINANCIAL RECOMMENDATIONS OUTSTANDING



As of June 30, 2016, the OSA's follow-up audit process determined that two of the eight financial audit recommendations that the Department agreed to implement are still outstanding. In our 2015 *Annual Report: Status of Outstanding Audit Recommendations (2015 Annual Report)*, the Department had three outstanding financial audit recommendations.

The following table summarizes the outstanding financial audit recommendations by the level of deficiency, topic area, and number of months since the Department's original implementation dates.

DEPARTMENT OF STATE (SECRETARY OF STATE) FINANCIAL AUDIT RECOMMENDATIONS OUTSTANDING AS OF JUNE 30, 2016								
AUDIT	REC. NO.	FIRST FY REC. MADE	CURRENT DEFICIENCY LEVEL	TOPIC AREA	IMPLEMENTATION STATUS	ORIGINAL IMPLEMENTATION DATE	CURRENT IMPLEMENTATION DATE	DELAY (MONTHS)
Statewide Single Audit, Fiscal Year Ended June 30, 2015	2015-0021A	2014	Significant Deficiency	Financial Reporting Controls	Partially Implemented	6/30/2015	7/31/2017	25
Statewide Single Audit, Fiscal Year Ended June 30, 2014	2014-025A	2013	Deficiency in Internal Control	Procurement	Partially Implemented	7/31/2014	7/31/2016	24

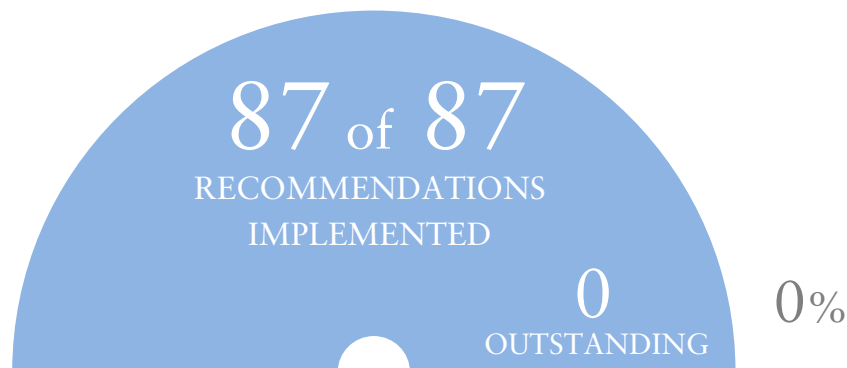
SOURCE: Office of the State Auditor's audit recommendation database.

PERFORMANCE AND/OR IT RECOMMENDATIONS OUTSTANDING



As of June 30, 2016, the Department reports that it has no outstanding performance and/or IT audit recommendations. In our 2015 *Annual Report*, the Department also had no outstanding performance and/or IT audit recommendations.

DEPARTMENT OF TRANSPORTATION



From July 1, 2010, through June 30, 2015, the Department of Transportation (Department) agreed or partially agreed to implement 87 audit recommendations—15 were from financial audits and 72 were from performance and/or information technology audits. Based on the OSA’s follow-up audit process and information reported by the Department, as of June 30, 2016, it has no outstanding audit recommendations.

In our 2015 *Annual Report: Status of Outstanding Audit Recommendations*, the Department had two outstanding financial audit recommendations.



DEPARTMENT OF TREASURY



From July 1, 2010, through June 30, 2015, the Department of Treasury (Department) agreed or partially agreed to implement 12 audit recommendations—three were from financial audits and nine were from performance and/or information technology audits. Based on the OSA’s follow-up audit process and information reported by the Department, as of June 30, 2016, it has no outstanding audit recommendations.

In our 2015 *Annual Report: Status of Outstanding Audit Recommendations*, the Department also had no outstanding audit recommendations.



CONNECT FOR HEALTH COLORADO



From July 1, 2010, through June 30, 2015, Connect for Health Colorado agreed to implement 20 audit recommendations—all were from performance audits. Based on information reported by Connect for Health Colorado, as of June 30, 2016, it has no outstanding audit recommendations.

In our 2015 *Annual Report: Status of Outstanding Audit Recommendations*, Connect for Health Colorado also had no outstanding audit recommendations.



GREAT OUTDOORS COLORADO



From July 1, 2010, through June 30, 2015, Great Outdoors Colorado (GOCO) agreed to implement two audit recommendations—both were from financial audits. Based on the OSA’s follow-up audit process, as of June 30, 2016, GOCO has no outstanding audit recommendations.

In our 2015 *Annual Report: Status of Outstanding Audit Recommendations*, GOCO also had no outstanding audit recommendations.



PINNACOL ASSURANCE

From July 1, 2010, through June 30, 2015, Pinnacol Assurance received no audit recommendations.



PUBLIC EMPLOYEES' RETIREMENT ASSOCIATION

From July 1, 2010, through June 30, 2015, the Public Employees' Retirement Association (PERA) received no audit recommendations.



REGIONAL TRANSPORTATION DISTRICT



From July 1, 2010, through June 30, 2015, the Regional Transportation District (RTD) agreed or partially agreed to implement six audit recommendations—all were from performance and/or information technology audits. Based on information reported by RTD, as of June 30, 2016, it has no outstanding audit recommendations.

In our 2015 *Annual Report: Status of Outstanding Audit Recommendations*, RTD also had no outstanding audit recommendations.



STATEWIDE INTERNET PORTAL AUTHORITY



From July 1, 2010, through June 30, 2015, the Statewide Internet Portal Authority (SIPA) agreed or partially agreed to implement 28 audit recommendations—all were from performance and/or information technology audits. Based on information reported by SIPA, as of June 30, 2016, it has no outstanding audit recommendations.

In our 2015 *Annual Report: Status of Outstanding Audit Recommendations*, SIPA also had no outstanding audit recommendations.



HOW TO LOCATE AN OSA REPORT

All audit reports issued by the Office of the State Auditor (OSA) since 1999 are available on the OSA's web site at www.colorado.gov/auditor under either of the AUDITS links.

The screenshot shows the Colorado General Assembly website. At the top left is the state seal and the text "Second Regular Session | 70th General Assembly" and "Colorado General Assembly". On the top right, there are links for "Visit & Learn", "Find My Legislator", and "Watch & Listen", along with a search bar. A horizontal navigation menu includes "INTERIM SCHEDULE", "BILLS", "LAWS", "LEGISLATORS", "COMMITTEES", "INITIATIVES", "BUDGET", "AUDITS", "PUBLICATIONS", and "AGENCIES". The "AUDITS" link is circled in red, with a red arrow pointing to it from the right. Below the navigation menu is a large banner image of a domed capitol building with the text "Office of the State Auditor" overlaid. At the bottom of the banner, a secondary navigation menu includes "Audits", "Legislative Audit Committee", "Local Government", "Fraud Reporting Hotline", and "About". The "Audits" link in this menu is also circled in red, with a red arrow pointing to it from the left. Below the banner is a "Message from the State Auditor" section featuring a profile picture of Dianne E. Ray, CPA, MPA, and a "CONTACT INFORMATION" section with the address: "State Services Building, 1525 Sherman St., 7th Floor, Denver, CO 80203, United States".

Audits can be accessed via each Department or Entity that is listed, or through the SEARCH box.

The screenshot shows the Colorado General Assembly website. At the top, there is a navigation bar with the Colorado General Assembly logo and the text "Second Regular Session | 70th General Assembly". To the right, there are links for "Visit & Learn", "Find My Legislator", and "Watch & Listen". Below this is a search bar with a "Search" button. A secondary search bar is located below the navigation bar, with the text "Search by Title, Department, or Keyword" and an "Apply" button. A red arrow points to this search bar.

The main content area is titled "Audits" and includes a sub-section "Section: Unassigned" and a button "Audits in Progress". Below this is a paragraph describing the Office of the State Auditor's authority. Further down, there is a section titled "RECENTLY RELEASED AUDITS" with three audit entries and a "See All Audits" button.

The bottom section is titled "AUDITS BY DEPARTMENT" and lists various departments. A red arrow points to "Adams State University" in the list under the letter "A".

AUDITS BY DEPARTMENT		
A		
Adams State University	Agriculture	Arapahoe Community College
Auraria Higher Education Center		
C		
CollegoInvest	Colorado Community College System	Colorado Mesa University
Colorado School of Mines	Colorado State University System	Corrections
E		
Education		
F		
Fort Lewis College		
G		
Governor's Office	Great Outdoors Colorado	
H		
Health Care Policy and Financing	Higher Education	Human Services

Hard copy reports are also available from the OSA at 1525 Sherman St., 7th Floor, Denver, Colorado 80203, and can be requested by calling 303.869.2800 or emailing osa.ga@state.co.us.

