

Slide 1



WELCOME SLIDE – suggested to leave on-screen while attendees are arriving; any opening by event host (such as prayer, pledge, announcements, etc.) are in addition to the 60-minutes for Express Training.

To complete the training in 60 minutes or less, ask attendees to hold questions until the end of the presentation. It is recommended to plan an additional 30 minutes at the end of the presentation for Q&A.

NOTE to Presenter: *This slide deck is designed for a 60-minute training of hand counting basics. The notes provided for this slide deck are NOT intended to be a script. Instead, the purpose of each slide and some prompts are provided for instructors.*

The eManual, the “Express Training” program, and this slide deck are authored by Linda Rantz and are copyrighted material. No use of this training program is permitted for any purpose, other than its intended purpose. For permission to use the materials for other purposes or for questions, email HandCounting@pm.me.

Slide 2



NOTE to Presenter: Edit this slide to add your name or, “hide” it if you choose not to use it.

Slide 3



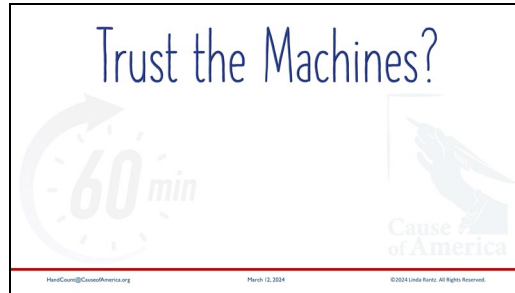
Why return to hand counting? WHAT DO PEOPLE BELIEVE? It is not uncommon to hear friends, family, business associates, and elected officials tout that using machines is “better” than hand counting. There are “myths” about hand counting ... and they are “myths” because they are “unsupported” or “untrue.”

Slide 4



The most common myths are that it will take too long to hand count, it will cost too much because you have to pay more people, humans are not capable of repetitive tasks such as hand counting, and, even if they could, there are not enough people now – it won’t be possible to get enough people. There will not be time in this presentation to cover “myths” individually. The video link provides some of the most common and “facts” proving that the myths are false: myths:
<https://handcounting.com/AboutMyths>

Slide 5



With the MYTHS in mind, should we simply trust what “they” are telling us about machines? Should we trust the machines? After all, the machines are tested ... right?

Slide 6



Retired Air Force Colonel Shawn Smith was a guest on the webinar launching the hand count system (12/29/2022). One of his comments was that the “entire regime of testing and certification that we’ve been told is protecting us is utter nonsense.” Watch the full 20-minute clip at <https://handcounting.com/LaunchWebinarSmith>

Slide 7



A comprehensive plan for securing our elections and election systems may be viewed at LindellPlan.com. It covers many topics, with hand counting being one aspect. Everyone should look through the Plan and see where they fit in and how they can participate.

Slide 8



Despite the “belief” in voting machines and the “myths” and pushback against hand counting, many people believe that we must “relearn” how to hand count elections. Which is what is being done through Cause of America. These are photos from “Train the Trainers” sessions around the country. These people are committed to learning and then going out to train others.

Slide 9



Another important consideration is **continuity of government**. There are federal and state statutes requiring governments to be able to continue operations, even in the event of natural disaster, attack, pandemic, etc. That means even elections must go on. There should not be a reason for our government to tell us that an election is postponed or not possible for any reason. **So, the people must learn to hand count to ensure that elections happen.**

Col. Shawn Smith (USAF Ret.) of Cause of America remarked that he felt hand counting is the victory gardens of our day. During WWII, with the need to care for troops overseas and the Homefront, citizens stepped up and began planting gardens to grow food.


Slide 10



It was then, and is now, the people who will step in to secure our country. We are calling this “Operation Victory Gardens.”

By being here today, at this Express Training, each person is helping to ensure that the people can do their part, if called upon do so.

Slide 11



The process being taught today is referred to as the “Missouri Model.” It was written by Linda Rantz of Missouri in response to Mike Lindell’s call to “get rid of machines.” Linda began researching an alternative to counting ballots that did not require electronic voting equipment.

From that research work, a start-to-finish hand count method was written. The process part of the eManual is 60 pages ... there are another 240 pages of supporting documentation. And, unlike the “myths” about hand counting, the supporting documentation proves that this process is “fact-checked.”

Slide 12



START the clock – it's 60 minutes to learn hand counting!

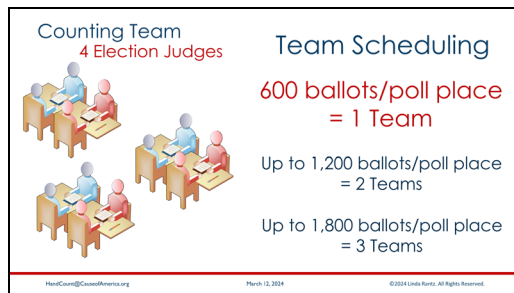
Slide 13



A counting team is 4 Election Judges, 2 Republicans and 2 Democrats. Two judges (1 republican, 1 democrat) will be “calling” the votes from the ballots, while the other two (1 republican, 1 democrat) tally the votes on their own individual tally forms.

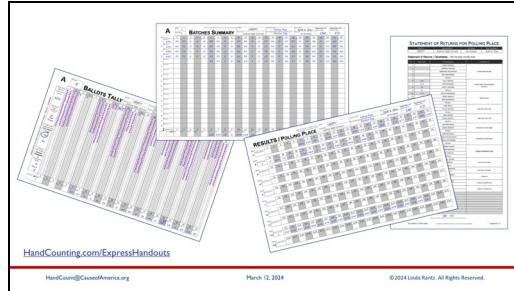
For the Missouri Method, the estimate is 50 to 100 ballots per hour per counting team with 50 being the conservative estimate.

Slide 14



To calculate how many teams are needed, the Clerk must anticipate the expected number of ballots to be cast at the polling place. For 600 or less ballots cast at the polling place, estimate 1 Counting Team at that polling place as a conservative estimate. Increase the number of teams for every 600 ballots expected or have extra teams to get earlier results or if the ballot is unusually long.

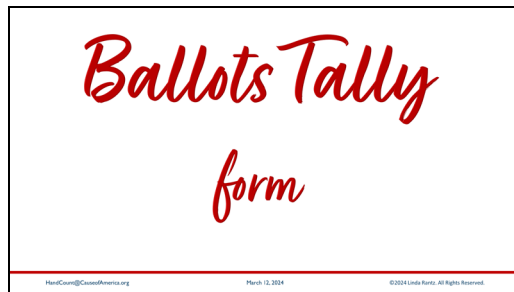
Slide 15



Forms for hand count ballots at the polling place will be provided by the clerk. For Express Training, each attendee has 4 handouts: Ballots Tally form (A), Batches Summary sheet (A), Results of Polling Place, and the Statement of Returns – Candidates. Notice that the handouts are partially completed. This will allow attendees to work with these hand count forms without having to do a complete mock election.

(Forms may be downloaded from <https://handcounting.com/ExpressHandouts>)

Slide 16



The first form used at the polling place to count ballots is the Ballots Tally form.

Slide 17

This image matches the tally form given to attendees.

Slide 18

Notice the “A” in the upper left corner. This is referred to as a “Group” identifier.

Slide 19

The row of numbers near the top shows 1 through 25. These numbers make up Group “A.” Each number represents a specific candidate on the ballot and Group A is the first 25 candidates. Additional candidates are in the Group “B,” which is 26-50, and “C” (51-75), etc.

Slide 20

BALLOTS TALLY

Office	Candidate	Count
FOR UNITED STATES SENATOR	1 JAMES HEIRSON	100
	2 ANDREW CARLSON	0
	3 MARGARET BILLINGTON	0
	4 WES REMISINGER	0
FOR UNITED STATES SENATOR	1 JAMES HEIRSON	100
	2 ANDREW CARLSON	0
	3 MARGARET BILLINGTON	0
	4 WES REMISINGER	0

Below each number is a column with 100 ovals. This is where the votes for that candidate are tallied. Notice the ovals already marked with a purple dot – these represent tallied votes.

Slide 21

FOR UNITED STATES SENATOR
Vote For One

1	<input checked="" type="checkbox"/> JAMES HEIRSON	REP
2	<input type="checkbox"/> ANDREW CARLSON	DEM
3	<input type="checkbox"/> MARGARET BILLINGTON	LIB
4	<input type="checkbox"/> WES REMISINGER	CST
5	<input type="checkbox"/>	

WRITE IN _____

For example, in our mock race for US Senator, these candidates were assigned numbers 1 through 5 on the ballot. You can see their numbers just to the left of the boxes for marking the vote.

Slide 22

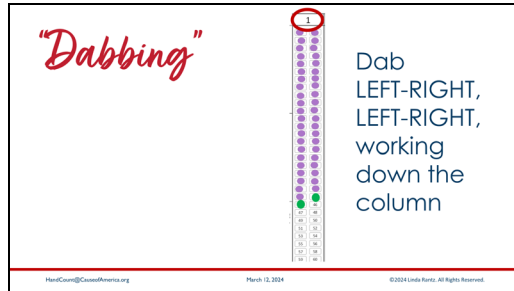
FOR UNITED STATES SENATOR
Vote For One

1	<input checked="" type="checkbox"/> JAMES HEIRSON	REP
2	<input type="checkbox"/> ANDREW CARLSON	DEM
3	<input type="checkbox"/> MARGARET BILLINGTON	LIB
4	<input type="checkbox"/> WES REMISINGER	CST
5	<input type="checkbox"/>	

WRITE IN _____

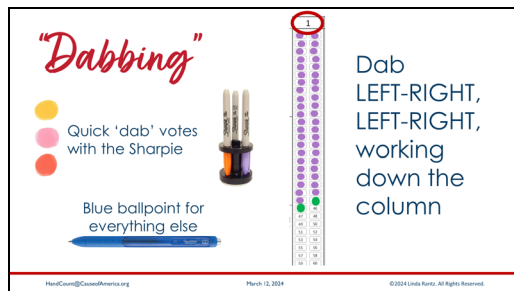
If a vote was cast for James Heirson, the Counting Judge is going to call: “1 – Heirson – Senator.” In response, the Recording Judges are going to take their Sharpie, find column 1, and dab the first empty oval in the column (illustrated on the slide with the green dab).

Slide 23



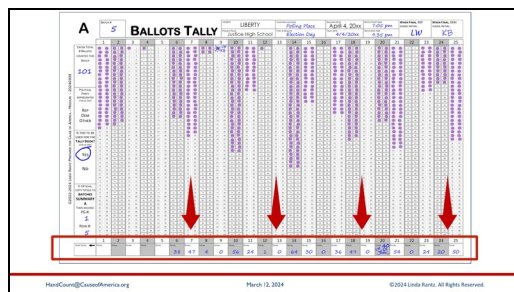
The method for “dabbing” or tallying the votes is to “dab” (tally) left to right and work down the column.

Slide 24



“Dabbing” is the only time Sharpies are used. For speed and efficiency, be sure to “dab” (touch quickly) – don’t waste time filling in ovals. Notice that any other markings on this and other forms is done with blue ballpoint pen. (Ballpoint is recommended over gel-type pens, because ballpoint tends to leave an impression on the paper.)

Slide 25



When a “batch” is finished (explained in the next section), or all ballots have been counted, the total votes cast for each candidate are written in the bottom row (in blue ballpoint). For example, look at column 14: the next blank oval is #65. That means the preceding 64 ovals were “dabbed,” so this candidate received 64 votes. “64” is written in the bottom “totals” row in column 18.

Slide 26

The totals for columns 1-5 are blank because we will do some dabbing practice and add some votes to these columns. Use a Sharpie-style marker, if available. If not, use whatever writing instrument is available.

By the way – SHARPIES BLEED THROUGH, so be sure another piece of paper is under the Ballots Tally Form so little Sharpie-dab-marks don't bleed through onto the table.

Slide 27

There will only be votes called for the US Senator race, columns 1-5, so focus attention on the first five columns. As a vote is called, it will start with the column number – listen carefully for that number and go to the correct column. The candidate's name and "senator" will also be called, but it is the number which is important.

For each vote called, the slide show will add a green dab to the correct candidate's column. The pace of votes called will begin a little slower but pick up speed after the first few.

Slide 28

1	2	3	4	5
1	2	3	4	5
6	7	8	9	10
11	12	13	14	15
16	17	18	19	20
21	22	23	24	25
26	27	28	29	30
31	32	33	34	35
36	37	38	39	40
41	42	43	44	45
46	47	48	49	50
51	52	53	54	55
56	57	58	59	60
61	62	63	64	65
66	67	68	69	70
71	72	73	74	75
76	77	78	79	80
81	82	83	84	85
86	87	88	89	90
91	92	93	94	95
96	97	98	99	100

1

Heirson
Senator

HandCount@CauseofAmerica.org

March 12, 2024

©2024 Linda Rantz. All Rights Reserved.

1 – Heirson – senator (Ballot 1)

Slide 29

1	2	3	4	5
1	2	3	4	5
6	7	8	9	10
11	12	13	14	15
16	17	18	19	20
21	22	23	24	25
26	27	28	29	30
31	32	33	34	35
36	37	38	39	40
41	42	43	44	45
46	47	48	49	50
51	52	53	54	55
56	57	58	59	60
61	62	63	64	65
66	67	68	69	70
71	72	73	74	75
76	77	78	79	80
81	82	83	84	85
86	87	88	89	90
91	92	93	94	95
96	97	98	99	100

2

Carlson
Senator

HandCount@CauseofAmerica.org

March 12, 2024

©2024 Linda Rantz. All Rights Reserved.

2 – Carlson – senator (Ballot 2)

Slide 30

1	2	3	4	5
1	2	3	4	5
6	7	8	9	10
11	12	13	14	15
16	17	18	19	20
21	22	23	24	25
26	27	28	29	30
31	32	33	34	35
36	37	38	39	40
41	42	43	44	45
46	47	48	49	50
51	52	53	54	55
56	57	58	59	60
61	62	63	64	65
66	67	68	69	70
71	72	73	74	75
76	77	78	79	80
81	82	83	84	85
86	87	88	89	90
91	92	93	94	95
96	97	98	99	100

1

Heirson
Senator

HandCount@CauseofAmerica.org

March 12, 2024

©2024 Linda Rantz. All Rights Reserved.

1 – Heirson – senator (Ballot 3)

Slide 31

4
Remisinger
Senator

4 – Remisinger – senator (Ballot 4)

Slide 32

3
Billington
Senator

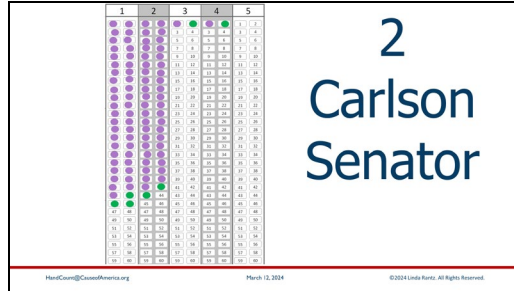
3 – Billington – senator (Ballot 5)

Slide 33

1
Heirson
Senator

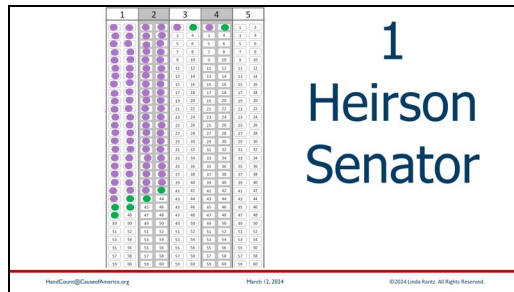
1 – Heirson – senator (Ballot 6)

Slide 34



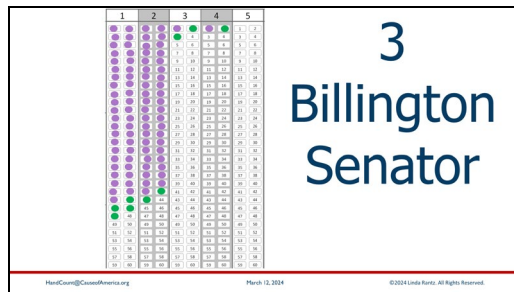
2 – Carlson – senator (Ballot 7)

Slide 35




1 – Heirson – senator (Ballot 8)

Slide 36




3 – Billington – senator (Ballot 9)

Slide 37



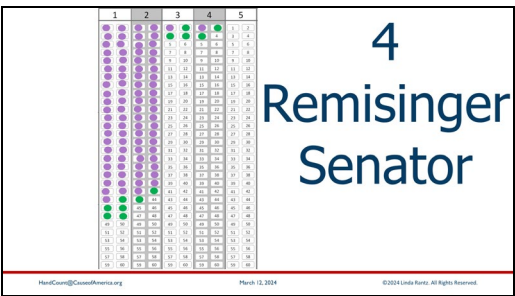
3 – Billington – senator (Ballot 10)

Slide 38



1 – Heirson – senator (Ballot 11)

Slide 39



4 – Remisinger – senator (Ballot 12)

Slide 40

1	2	3	4	5
1	2	3	4	5
6	7	8	9	10
11	12	13	14	15
16	17	18	19	20
21	22	23	24	25
26	27	28	29	30
31	32	33	34	35
36	37	38	39	40
41	42	43	44	45
46	47	48	49	50
51	52	53	54	55
56	57	58	59	60
61	62	63	64	65
66	67	68	69	70
71	72	73	74	75
76	77	78	79	80
81	82	83	84	85
86	87	88	89	90
91	92	93	94	95
96	97	98	99	100

1

Heirson
Senator

HandCount@CauseofAmerica.org

March 12, 2024

©2024 Linda Rantz. All Rights Reserved.

1 – Heirson – senator (Ballot 13)

Slide 41

1	2	3	4	5
1	2	3	4	5
6	7	8	9	10
11	12	13	14	15
16	17	18	19	20
21	22	23	24	25
26	27	28	29	30
31	32	33	34	35
36	37	38	39	40
41	42	43	44	45
46	47	48	49	50
51	52	53	54	55
56	57	58	59	60
61	62	63	64	65
66	67	68	69	70
71	72	73	74	75
76	77	78	79	80
81	82	83	84	85
86	87	88	89	90
91	92	93	94	95
96	97	98	99	100

2

Carlson
Senator

HandCount@CauseofAmerica.org

March 12, 2024

©2024 Linda Rantz. All Rights Reserved.

2 – Carlson – senator (Ballot 14)

Slide 42

1	2	3	4	5
1	2	3	4	5
6	7	8	9	10
11	12	13	14	15
16	17	18	19	20
21	22	23	24	25
26	27	28	29	30
31	32	33	34	35
36	37	38	39	40
41	42	43	44	45
46	47	48	49	50
51	52	53	54	55
56	57	58	59	60
61	62	63	64	65
66	67	68	69	70
71	72	73	74	75
76	77	78	79	80
81	82	83	84	85
86	87	88	89	90
91	92	93	94	95
96	97	98	99	100

5

Write-in
Senator

HandCount@CauseofAmerica.org

March 12, 2024

©2024 Linda Rantz. All Rights Reserved.

5 – Write in – senator (Ballot 15)

Slide 43

HandCount@CauseofAmerica.org March 12, 2024 ©2024 Linda Rantz. All Rights Reserved.

That was 15 ballots/votes added to the ballots tally sheet. Of course, it is only done this way for training ... votes would never be added like this for an actual election.

Now the totals need to be brought down to the Totals Row. Look at the last oval that is dabbed in each column. The number preceding that oval is how many votes were cast.

Slide 44

Votes Cast for Columns 1-5

1	2	3	4	5
TOTAL	TOTAL	TOTAL	TOTAL	TOTAL
49	44	4	3	1

HandCount@CauseofAmerica.org March 12, 2024 ©2024 Linda Rantz. All Rights Reserved.

Here are the correct totals for columns 1 through 5.

Slide 45

HandCount@CauseofAmerica.org March 12, 2024 ©2024 Linda Rantz. All Rights Reserved.

The leftmost box on the bottom Totals Row is a box to record the total votes cast from columns 1-25. In an election, the judges will add the 25 columns to get the grand total.

Slide 46

Votes Cast for Columns 1-5

ROW TOTAL	←	TO
638		

HandCount@CensusInmex.org March 12, 2014 ©2014 Linda Parry. All Rights Reserved.

The total of the bottom row is 638. That represents the number of **votes counted**. Keep in mind, a ballot is the piece of paper; each mark on the paper is a vote.

Slide 47

[illegible]

At this point, the Republican and Democrat Recording Judges “overlay” their ballots tally forms and compare the totals and reconcile any discrepancies.


Before we go to the next section, look at some of the other information on this form.

Slide 48

[illegible]

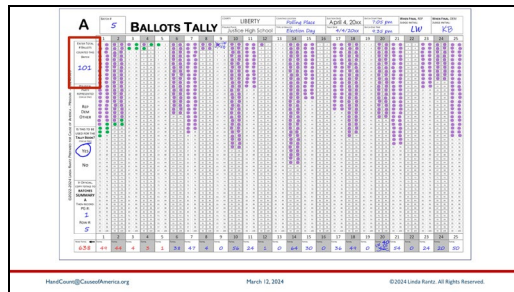
The top header has information about the polling place, election, and counting details. Notice the judges **initialed** the front of the form. In an actual election, there is also a certification form on the back signed by the judges.

Slide 49



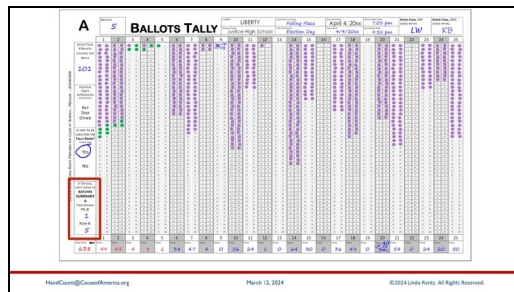
At the top left, the batch number is recorded. This is batch #5, which means this polling place has already had 4 other batches of ballots counted. **What determines a batch?** When all the ballots in the ballot box have been counted, or if any column on the Ballots Tally form gets to 100 votes cast.

Slide 50



The left sidebar records how many ballots (pieces of paper) were counted for this batch. In this example, 101 ballots were counted in this batch.

Slide 51



The bottom box on the left sidebar refers to “Batches Summary A” sheet. That is the next form, and this box directs where the totals from this form were recorded, so keep this in mind.

Slide 52

Batches Summary sheet

Attendees should take out the Batches Summary sheet from their handouts. Both the Ballots Tally form and the Batches Summary sheet are needed for this next section.

HandCount@CaseofAmerica.org March 12, 2024 ©2024 Linda Rantz. All Rights Reserved

Slide 53

A		B		C		D		E		F		G		H		I		J		K		L		M		N		O		P		Q		R		S		T		U		V		W		X		Y		Z		AA		AB		AC		AD		AE		AF		AG		AH		AI		AJ		AK		AL		AM		AN		AO		AP		AQ		AR		AS		AT		AU		AV		AW		AX		AY		AZ		BA		BB		BC		BD		BE		BF		BG		BH		BI		BJ		BK		BL		BM		BN		BO		BP		BQ		BR		BS		BT		BU		BV		BW		BX		BY		BZ		CA		CB		CC		CD		CE		CF		CG		CH		CI		CJ		CK		CL		CM		CN		CO		CP		CQ		CR		CS		CT		CU		CV		CW		CX		CY		CZ		DA		DB		DC		DD		DE		DF		DG		DH		DI		DJ		DK		DL		DM		DN		DO		DP		DQ		DR		DS		DT		DU		DV		DW		DX		DY		DZ		EA		EB		EC		ED		EE		EF		EG		EH		EI		EJ		EK		EL		EM		EN		EO		EP		EQ		ER		ES		ET		EU		EV		EW		EX		EY		EZ		FA		FB		FC		FD		FE		FF		FG		FH		FI		FJ		FK		FL		FM		FN		FO		FP		FQ		FR		FS		FT		FU		FV		FW		FX		FY		FZ		GA		GB		GC		GD		GE		GF		GG		GH		GI		GJ		GK		GL		GM		GN		GO		GP		GQ		GR		GS		GT		GU		GV		GW		GX		GY		GZ		HA		HB		HC		HD		HE		HF		HG		HH		HI		HJ		HK		HL		HM		HN		HO		HP		HQ		HR		HS		HT		HU		HV		HW		HX		HY		HZ		IA		IB		IC		ID		IE		IF		IG		IH		II		IJ		IK		IL		IM		IN		IO		IP		IQ		IR		IS		IT		IU		IV		IW		IX		IY		IZ		JA		JB		JC		JD		JE		JF		JG		JH		JI		JJ		JK		JL		JM		JN		JO		JP		JQ		JR		JS		JT		JU		JV		JW		JX		JY		JZ		KA		KB		KC		KD		KE		KF		KG		KH		KI		KJ		KK		KL		KM		KN		KO		KP		KQ		KR		KS		KT		KU		KV		KW		KX		KY		KZ		LA		LB		LC		LD		LE		LF		LG		LH		LI		LJ		LK		LM		LN		LO		LP		LQ		LR		LS		LT		LU		LV		LW		LX		LY		LZ		MA		MB		MC		MD		ME		MF		MG		MH		MI		MJ		MK		ML		MN		MO		MP		MQ		MR		MS		MT		MU		MV		MW		MX		MY		MZ		NA		NB		NC		ND		NE		NF		NG		NH		NI		NJ		NK		NL		NM		NN		NO		NP		NQ		NR		NS		NT		NU		NV		NW		NX		NY		NZ		OA		OB		OC		OD		OE		OF		OG		OH		OI		OJ		OK		OL		OM		ON		OO	
BATCHES SUMMARY		IDENTITY		Filing Dates		APR 4, 2024		Revenue \$		CUM		VCS																																																																																																																																																																																																																																																																																																																																																																																																																																																																																																																																																																																																																																																																																																																																																																																																																									

This image matches the Batches Summary sheet handout given to attendees. The Batches Summary is exactly what the name implies: a summary of all the batches counted at the polling place **for a specific Group**. The form is similar in style to the Ballots Tally form to make it easier to transfer and compare information between forms.

HandCount@CauseofAmerica.org March 12, 2024 ©2024 Linda Rantz. All Rights Reserved

Slide 54

	A	B	C	D	E	F	G	H	I	J	K	L	M	N	O	P	Q	R	S	T	U	V	W	X	Y	Z	AA	AB	AC	AD	AE	AF	AG	AH	AI	AJ	AK	AL	AM	AN	AO	AP	AQ	AR	AS	AT	AU	AV	AW	AX	AY	AZ	BA	BB	BC	BD	BE	BF	BG	BH	BI	BJ	BK	BL	BM	BN	BO	BP	BQ	BR	BS	BT	BU	BV	BW	BX	BY	BZ	CA	CB	CC	CD	CE	CF	CG	CH	CI	CJ	CK	CL	CM	CN	CO	CP	CQ	CR	CS	CT	CU	CV	CW	CX	CY	CZ	DA	DB	DC	DD	DE	DF	DG	DH	DI	DJ	DK	DL	DM	DN	DO	DP	DQ	DR	DS	DT	DU	DV	DW	DX	DY	DZ	EA	EB	EC	ED	EE	EF	EG	EH	EI	EJ	EK	EL	EM	EN	EO	EP	EQ	ER	ES	ET	EU	EV	EW	EX	EY	EZ	FA	FB	FC	FD	FE	FF	FG	FH	FI	FJ	FK	FL	FM	FN	FO	FP	FQ	FR	FS	FT	FU	FV	FW	FX	FY	FZ	GA	GB	GC	GD	GE	GF	GG	GH	GI	GJ	GK	GL	GM	GN	GO	GP	GQ	GR	GS	GT	GU	GV	GW	GX	GY	GZ	HA	HB	HC	HD	HE	HF	HG	HH	HI	HJ	HK	HL	HM	HN	HO	HP	HQ	HR	HS	HT	HU	HV	HW	HX	HY	HZ	IA	IB	IC	ID	IE	IF	IG	IH	II	IJ	IK	IL	IM	IN	IO	IP	IQ	IR
--	---	---	---	---	---	---	---	---	---	---	---	---	---	---	---	---	---	---	---	---	---	---	---	---	---	---	----	----	----	----	----	----	----	----	----	----	----	----	----	----	----	----	----	----	----	----	----	----	----	----	----	----	----	----	----	----	----	----	----	----	----	----	----	----	----	----	----	----	----	----	----	----	----	----	----	----	----	----	----	----	----	----	----	----	----	----	----	----	----	----	----	----	----	----	----	----	----	----	----	----	----	----	----	----	----	----	----	----	----	----	----	----	----	----	----	----	----	----	----	----	----	----	----	----	----	----	----	----	----	----	----	----	----	----	----	----	----	----	----	----	----	----	----	----	----	----	----	----	----	----	----	----	----	----	----	----	----	----	----	----	----	----	----	----	----	----	----	----	----	----	----	----	----	----	----	----	----	----	----	----	----	----	----	----	----	----	----	----	----	----	----	----	----	----	----	----	----	----	----	----	----	----	----	----	----	----	----	----	----	----	----	----	----	----	----	----	----	----	----	----	----	----	----	----	----	----	----	----	----	----	----	----	----	----	----	----	----	----	----	----	----	----	----	----	----	----	----	----	----	----	----	----

This Batches Summary sheet is specific to Group A. There are Batches Summary forms for Group B and other groups in this mock election, but they are not included as part of Express Training.

HandCount@CauseofAmerica.org March 12, 2024 ©2024 Linda Rortz. All Rights Reserved

Slide 55

The screenshot shows the 'BATCHES SUMMARY' sheet. The top row contains column headers for candidates 1 through 25. A red box highlights this row. The sheet is a grid with rows for batches and columns for candidates. The bottom of the sheet shows summary totals for each candidate.

The column header shows candidate numbers 1 through 25.

Slide 56

The screenshot shows the 'BATCHES SUMMARY' sheet. The left column contains row headers for batches 1 through 25. A red box highlights this column. The sheet is a grid with rows for batches and columns for candidates. The bottom of the sheet shows summary totals for each candidate.

Instead of vote tallies or dabs, the columns on the Batches Summary sheet shows the total votes counted for the candidate in each “batch.”

Slide 57

The screenshot shows the 'BATCHES SUMMARY' sheet. The rightmost column contains row totals for each batch. A red box highlights this column. The sheet is a grid with rows for batches and columns for candidates. The bottom of the sheet shows summary totals for each candidate.

The Row Totals from the Ballots Tally form were also transferred to this sheet.

Slide 58

A

BATCHES SUMMARY

	1	2	3	4	5	6	7	8	9	10	11	12	13	14	15	16	17	18	19	20	TOTAL
1	1	1	1	1	1	1	1	1	1	1	1	1	1	1	1	1	1	1	1	1	1
2	1	1	1	1	1	1	1	1	1	1	1	1	1	1	1	1	1	1	1	1	1
3	1	1	1	1	1	1	1	1	1	1	1	1	1	1	1	1	1	1	1	1	1
4	1	1	1	1	1	1	1	1	1	1	1	1	1	1	1	1	1	1	1	1	1
5	1	1	1	1	1	1	1	1	1	1	1	1	1	1	1	1	1	1	1	1	1
6	1	1	1	1	1	1	1	1	1	1	1	1	1	1	1	1	1	1	1	1	1
7	1	1	1	1	1	1	1	1	1	1	1	1	1	1	1	1	1	1	1	1	1
8	1	1	1	1	1	1	1	1	1	1	1	1	1	1	1	1	1	1	1	1	1
9	1	1	1	1	1	1	1	1	1	1	1	1	1	1	1	1	1	1	1	1	1
10	1	1	1	1	1	1	1	1	1	1	1	1	1	1	1	1	1	1	1	1	1
11	1	1	1	1	1	1	1	1	1	1	1	1	1	1	1	1	1	1	1	1	1
12	1	1	1	1	1	1	1	1	1	1	1	1	1	1	1	1	1	1	1	1	1
13	1	1	1	1	1	1	1	1	1	1	1	1	1	1	1	1	1	1	1	1	1
14	1	1	1	1	1	1	1	1	1	1	1	1	1	1	1	1	1	1	1	1	1
15	1	1	1	1	1	1	1	1	1	1	1	1	1	1	1	1	1	1	1	1	1
16	1	1	1	1	1	1	1	1	1	1	1	1	1	1	1	1	1	1	1	1	1
17	1	1	1	1	1	1	1	1	1	1	1	1	1	1	1	1	1	1	1	1	1
18	1	1	1	1	1	1	1	1	1	1	1	1	1	1	1	1	1	1	1	1	1
19	1	1	1	1	1	1	1	1	1	1	1	1	1	1	1	1	1	1	1	1	1
20	1	1	1	1	1	1	1	1	1	1	1	1	1	1	1	1	1	1	1	1	1
TOTAL	20	20	20	20	20	20	20	20	20	20	20	20	20	20	20	20	20	20	20	20	20

Harcourt@CassioHeredia.org

March 12, 2024

©2024 Linda Rorie. All Rights Reserved.

And, when all batches are complete and there are no more ballots to count, each column will be added, and the total will be recorded in the bottom row.

Slide 59

	1	2	3	4	5	6	7	8	9	10	11	12	13	14	15	16	17	18	19	20	TOTAL
1	1	1	1	1	1	1	1	1	1	1	1	1	1	1	1	1	1	1	1	1	1
2	1	1	1	1	1	1	1	1	1	1	1	1	1	1	1	1	1	1	1	1	1
3	1	1	1	1	1	1	1	1	1	1	1	1	1	1	1	1	1	1	1	1	1
4	1	1	1	1	1	1	1	1	1	1	1	1	1	1	1	1	1	1	1	1	1
5	1	1	1	1	1	1	1	1	1	1	1	1	1	1	1	1	1	1	1	1	1
6	1	1	1	1	1	1	1	1	1	1	1	1	1	1	1	1	1	1	1	1	1
7	1	1	1	1	1	1	1	1	1	1	1	1	1	1	1	1	1	1	1	1	1
8	1	1	1	1	1	1	1	1	1	1	1	1	1	1	1	1	1	1	1	1	1
9	1	1	1	1	1	1	1	1	1	1	1	1	1	1	1	1	1	1	1	1	1
10	1	1	1	1	1	1	1	1	1	1	1	1	1	1	1	1	1	1	1	1	1
11	1	1	1	1	1	1	1	1	1	1	1	1	1	1	1	1	1	1	1	1	1
12	1	1	1	1	1	1	1	1	1	1	1	1	1	1	1	1	1	1	1	1	1
13	1	1	1	1	1	1	1	1	1	1	1	1	1	1	1	1	1	1	1	1	1
14	1	1	1	1	1	1	1	1	1	1	1	1	1	1	1	1	1	1	1	1	1
15	1	1	1	1	1	1	1	1	1	1	1	1	1	1	1	1	1	1	1	1	1
16	1	1	1	1	1	1	1	1	1	1	1	1	1	1	1	1	1	1	1	1	1
17	1	1	1	1	1	1	1	1	1	1	1	1	1	1	1	1	1	1	1	1	1
18	1	1	1	1	1	1	1	1	1	1	1	1	1	1	1	1	1	1	1	1	1
19	1	1	1	1	1	1	1	1	1	1	1	1	1	1	1	1	1	1	1	1	1
20	1	1	1	1	1	1	1	1	1	1	1	1	1	1	1	1	1	1	1	1	1
TOTAL	20	20	20	20	20	20	20	20	20	20	20	20	20	20	20	20	20	20	20	20	20

Notice the information for the US Senator race, columns 1 through 5, has not been completed yet so it can be done as part of training.

Slide 60

HandCount
COUNTING
ELECTIONS
P.O. Box 100
Reno, NV
89507-0100
775-784-1111
www.handcount.com

	1	2	3	4	5	6	7	8	9	10	11	12	13	14	15	16	17	18	19	20	TOTAL
1	1	1	1	1	1	1	1	1	1	1	1	1	1	1	1	1	1	1	1	1	1
2	1	1	1	1	1	1	1	1	1	1	1	1	1	1	1	1	1	1	1	1	1
3	1	1	1	1	1	1	1	1	1	1	1	1	1	1	1	1	1	1	1	1	1
4	1	1	1	1	1	1	1	1	1	1	1	1	1	1	1	1	1	1	1	1	1
5	1	1	1	1	1	1	1	1	1	1	1	1	1	1	1	1	1	1	1	1	1
6	1	1	1	1	1	1	1	1	1	1	1	1	1	1	1	1	1	1	1	1	1
7	1	1	1	1	1	1	1	1	1	1	1	1	1	1	1	1	1	1	1	1	1
8	1	1	1	1	1	1	1	1	1	1	1	1	1	1	1	1	1	1	1	1	1
9	1	1	1	1	1	1	1	1	1	1	1	1	1	1	1	1	1	1	1	1	1
10	1	1	1	1	1	1	1	1	1	1	1	1	1	1	1	1	1	1	1	1	1
11	1	1	1	1	1	1	1	1	1	1	1	1	1	1	1	1	1	1	1	1	1
12	1	1	1	1	1	1	1	1	1	1	1	1	1	1	1	1	1	1	1	1	1
13	1	1	1	1	1	1	1	1	1	1	1	1	1	1	1	1	1	1	1	1	1
14	1	1	1	1	1	1	1	1	1	1	1	1	1	1	1	1	1	1	1	1	1
15	1	1	1	1	1	1	1	1	1	1	1	1	1	1	1	1	1	1	1	1	1
16	1	1	1	1	1	1	1	1	1	1	1	1	1	1	1	1	1	1	1	1	1
17	1	1	1	1	1	1	1	1	1	1	1	1	1	1	1	1	1	1	1	1	1
18	1	1	1	1	1	1	1	1	1	1	1	1	1	1	1	1	1	1	1	1	1
19	1	1	1	1	1	1	1	1	1	1	1	1	1	1	1	1	1	1	1	1	1
20	1	1	1	1	1	1	1	1	1	1	1	1	1	1	1	1	1	1	1	1	1
TOTAL	20	20	20	20	20	20	20	20	20	20	20	20	20	20	20	20	20	20	20	20	20

HandCount@CountAmerica.org

March 12, 2024

©2024 Linda Barker. All Rights Reserved.

Look back at the **Ballots Tally form**, the bottom box of the left sidebar.

Slide 61

HandCount@CauseofAmerica.org March 12, 2024 ©2024 Linda Rantz. All Rights Reserved.

It shows that the totals from the Ballots Tally form are recorded on **page 1, row 5 of the Batches Summary** sheet (bottom screenshot).

Slide 62

HandCount@CauseofAmerica.org March 12, 2024 ©2024 Linda Rantz. All Rights Reserved.

Overlay the Ballots Tally form on top of the Batches Summary sheet, so that the bottom row of the tally form aligns with Row 5 of the batches sheet. **Copy** the totals from the tally form to the Batches Summary sheet.

Slide 63

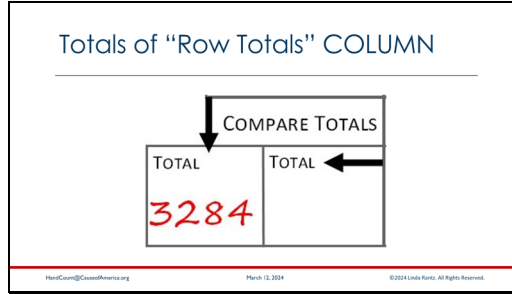
Row 5 numbers to transfer

ROW #	1	2	3	4	5
1	658	55	39	2	0
2	694	62	41	0	0
3	632	49	38	1	0
4	662	58	32	2	0
5	638	49	44	4	3

HandCount@CauseofAmerica.org March 12, 2024 ©2024 Linda Rantz. All Rights Reserved.

These are the numbers that should be written in columns 1-5 on ROW 5 of the Batches Summary.

Slide 67



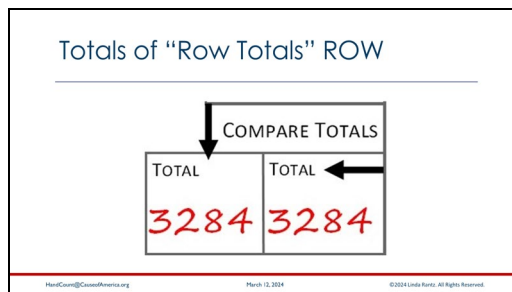
The total of the left column (of row totals) is 3,284.

Slide 68

[illegible]

To double-check the totals in the bottom row, add the totals for all 25 columns and enter in the box just to the left of column 1 in the bottom row.

Slide 69



The total of the bottom row 3,284. This matches the column total. If they didn't match, there is either a math or tally error. The judges will need to locate the issue before proceeding.

Slide 70

A BATES SUMMARY

LIBERTY High School

April 4, 2024

HandCount@CauseofAmerica.org March 12, 2024 ©2024 Linda Rantz. All Rights Reserved.

The Batches Summary for Group A is now complete. The judges initial on the top header and will sign the certification on the back of the form. The Batches Summary for other Groups (such as B and Q.A) are also completed. When all the Batches Summary sheets have been signed, the final results of the election can be recorded.

Slide 71



Attendees should take the Results of Polling Place document from their handouts. They will still need the Batches Summary sheet, but the Ballots Tally form may be set aside.

Slide 72

RESULTS / POLLING PLACE

LIBERTY High School

April 4, 2024

HandCount@CauseofAmerica.org March 12, 2024 ©2024 Linda Rantz. All Rights Reserved.

This image matches the handout the attendees received. Notice that the Results of Polling Place document resembles the two previous forms in appearance, and with rows containing 25 columns.

Slide 73

Each row represents vote totals from the corresponding Batches Summary sheet. The “group” ID’s are on the very left of the form.

Slide 74

The next column to the right indicates how many Batches Summary sheets were completed for each Group. A single Batches Summary sheet can handle 18 batches. If there were more batches than 18, additional sheets would need to be used. Notice that there is one sheet indicated for Group B and one for Group Q.A (and those totals have already been transferred).

Slide 75

The Batches Summary sheet for Group A shows “page 1 of 1” at the top, indicating that only ONE sheet was needed to complete the ballot counting. **Enter “1”** in the “# Summary Sheets” box on the row for Group A on the Results of Polling Place document.

Slide 76

RESULTS / POLLING PLACE

LIBERTY Justice High School April 4, 2024 Election Day

TOTALS

HandCount@CauseofAmerica.org March 12, 2024 ©2024 Linda Rantz. All Rights Reserved.

The totals from Batches Summary Group A are recorded in the top row of the Results document (see “Group A” on the left side of the row), except for columns 1 through 5.

Slide 77

Batches Summary sheet – Group A 1

HandCount@CauseofAmerica.org March 12, 2024 ©2024 Linda Rantz. All Rights Reserved.

Transfer the vote totals from columns 1-5 of Batches Summary Sheet – Group A, to the top row of the Results of Polling Place document which shows it is for Group A totals.

Slide 78

Results for Columns 1-5

LIBERTY Justice High School April 4, 2024 Election Day

1 2 3 4 5

273 194 9 4 1

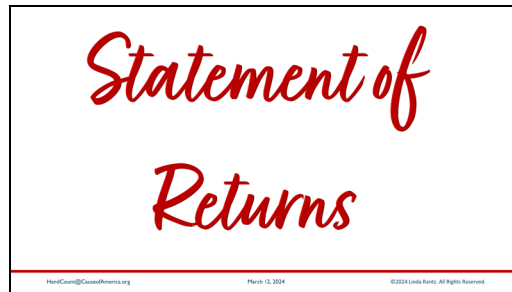
HandCount@CauseofAmerica.org March 12, 2024 ©2024 Linda Rantz. All Rights Reserved.

These are the numbers that should be written in columns 1-5 on the TOTALS row of the Results of Polling Place.

Slide 79

The Results of Polling Place is complete and, basically, are the results of votes cast in the polling place. The judges would initial in the top header and sign the certification that would be printed on the back of the documents.

Slide 80



Attendees should take the Statement of Returns document from their handouts. They will still need the Results of Polling Place document, but the Batches Summary sheet may be set aside.

Slide 81

The Statement of Returns for Polling Place lists the final vote count from the polling place for each candidate. Notice the first 5 rows are for the US Senator race. The “Votes Cast” column for these 5 candidates are blank (other races have been completed). The final votes cast for these 5 candidates will be transferred from the Results of Polling Place.

Slide 82

RESULTS / POLLING PLACE

GROUP	1	2	3	4	5	6	7	8	9
A	1	273	194	9	4	1	200	254	13

STATEMENT OF RETURNS FOR POLLING PLACE

LIBERTY | Justice High School | Municipal | April 4, 2024

Statement of Returns / Candidates - We hereby certify that:

Row	Ballot ID	Candidate Name	Office
1	273	JAMES HEIRSON	United State Senator
2	194	ANDREW CARLSON	United State Senator
3	9	MARGARET BILLINGTON	United State Senator
4	4	WES REMISINGER	United State Senator
5	1	Write-in	United State Senator

HandCount@CauseofAmerica.org March 12, 2024 ©2024 Linda Rantz. All Rights Reserved.

From Column #1, on row Group A of the Results of Polling Place, copy the votes cast total to ROW 1 of the Statement of Returns for Polling Place. Repeat for rows 2 through 5.

Slide 83

Total Votes for Candidates 1-5

BALLOT ID	VOTES CAST:	FOR CANDIDATE:
1	273	JAMES HEIRSON
2	194	ANDREW CARLSON
3	9	MARGARET BILLINGTON
4	4	WES REMISINGER
5	1	Write-in

HandCount@CauseofAmerica.org March 12, 2024 ©2024 Linda Rantz. All Rights Reserved.

These are the vote totals that should be written in rows 1-5 on the Statement of Returns.

Slide 84

STATEMENT OF RETURNS FOR POLLING PLACE


STATEMENT OF RETURNS - QUESTIONS

STATEMENT OF RETURNS FOR POLLING PLACE

HandCount@CauseofAmerica.org March 12, 2024 ©2024 Linda Rantz. All Rights Reserved.

This mock election, even though the focus was on candidates, also had “questions” on the ballot. The process for counting and reporting votes cast for questions is the same, although they are recorded on a Statement of Returns specifically for Questions. When all tallying, reconciling, and forms are complete, the judges will sign the certification stating that the numbers being reported represent the votes cast in the polling place.

Slide 85



In an election, two copies of the Statement of Returns are completed. They are then compared to ensure they match. One copy is put into the Tally Book. The other copy is packed with the counted ballots. Recall that there are also two sets of Ballots Tally forms – one set was put in the Tally Book, and the other with the counted ballots.

When the results of the hand count are complete and certified, two judges, one Republican and one Democrat, travel separately back to the Clerk's location – one takes the tally book and the other takes the secured ballots and forms.

And with that --- the hand count at the polling place is complete.

Slide 86



The people have proven time and again that they can step up to do what is necessary to secure out liberty.

Slide 87



As citizens, we have also always been able to manage our own elections. Only in recent times, with the advent of computerized voting systems, have we been told we are unnecessary or incapable.

Slide 88




The truth is that we are fully capable of managing our elections, including hand counting. This method you have learned was used in an official election in Osage County, Missouri, on April 4, 2023, with 100% accuracy.

Slide 89




The Tally Demo is a 2-minute version of the 15 votes tallied during Express Training. Anyone can show the Tally Demo – at club or board meetings, among friends, etc. This quick hand count demo changes the narrative and shows people in 2 minutes that HAND COUNTING IS EASY.

Slide 90



We want everyone to be trained, but not everyone needs to be a trainer. If you feel ready to make the commitment to be trainer, or to organize/host a “Train the Trainers” event, follow this link to learn more.

Slide 91



Express Training bridges the gap between the 2-minute tally demo and the 4-hour Train the Trainers. The QR code and URL will download a flyer with links to the resource materials: this slide deck, presenter notes, the flyer shown above, etc.

Slide 92



Stay in touch about hand counting – tips, events, materials, etc. Join FrankSocial.com and join the 2 hand counting groups: How Do We Hand Count (for anyone interested in hand counting), and Hand Count Trainers (specifically for those who are trained and qualified to teach hand counting).

Slide 93



Suggestion: Leave this slide up during Q&A session.